

ELCON CABLES

THE CABLE SPECIALISTS

SYDNEY MELBOURNE BRISBANE PERTH ADELAIDE

**Australia's
Flexible Cable
Specialists**



1300 248 888
www.elconcables.com.au

THE CABLE SPECIALISTS



About Elcon Cables



Elcon Cables is one of Australia's largest privately owned cable distribution companies.

More than 25 year's experience



We are proud to have been in business for over 25 years – providing exceptional service at competitive prices with both quality Australian made cables and the best from overseas.

Custom made cable assemblies



Elcon Cables manufactures custom-made cable assemblies for some of Australia's leading companies.

Located across Australia



Elcon Cables has a presence in all States across Australia and carries substantial inventory to cater to the local market. At each of our branches, we provide cutting services to guarantee the highest levels of customer service.

SINGLE CORE

FHDT 0.6/1kV PVC Power Flex V90HT	5
SIPF 0.6/1kV Power Flex V90HT	6
LHDN Double Insulated Power Flexes	8
FPLN PVC V90HT Twin Power Flex.....	9
SDI NSGAFÖU 1.9/3.3kV 110°C	11
FAL Flexible Aluminium Cables 0.6/1kV SDI 110°C	13

MULTI CORE FLEX RUBBER

FMR Elflex Flexible Rubber 0.6/1kV	14
--	----

MULTI CORE

ELMO Elflex Flexible Multi-Core PVC 250/440v.....	16
ELMH Elflex Flexible Multi-Core PVC HD.....	18
CON Flexible Multi-Core Control 75°C.....	19
CEMC Braided Screen Flexible Control Cables (CEMC) 75°C	21
EMC VSD PVC/PVC/EWS/CWS/PVC 0.6/1kV V75	23

AUTO/MARINE

AS Auto Single Core Single Insulated	25
ABS Battery & Starter Single Insulated.....	26
ATS Auto Twin Sheath	27
ATR/RTC Automotive Trailer and Road Train Cables	28
MS Marine Single Core Single Insulated	30
MTS Marine Twin sheath	31

HIGH TEMP

FMZ Multi Core 300/500V 180°C FLEX	32
FSH Silicone Single Core 300/500V 180°C	34
FSV SIAF/VDE Silicone Single Core Flexible 180°C	35

SPECIALTY

OAS INST Foil Screened Instrumentation Cable	36
IOS INST Foil Screen Instrumentation Cable	38
FGL Twin Sheath & Figure 8.....	40
MCW Multi-Core Irrigation Cable.....	41
ENTUV Solar SDI – 62930 IEC131/H1Z2Z2-K.....	42
ENF8TUV Solar Twin – 62930 IEC131/H1Z2Z2-K	43
ENUTUV/ENUF8TUV Solar Direct Buried – 62930 IEC131/H1Z2Z2-K/SKE-U	44
MC4 – Connectors	45
Pre-Assembled Solutions.....	46
BXL Braided Extension leads	51
IP56 Braided Extension leads	52
EFT/ETT Shot Fire Cable/Bell Wire	53
FSC Figure 8 Speaker – Audio Cable.....	54

- Aluminium cable
- Over-sheathing applications – Nylon
- Fire Rated cable
- Steel Wired Armoured Control and Instrumentation cable
- Traffic Cables
- Concentric Screened Rubber
- Pendant
- Crane and hoist cable
- Drag chain cables
- Robotic cables
- Devicenet Cables
- Circ Control
- Data/Communication
- Drinking water safe rated cable
- Curly Cords
- Composite and Special Cables
- Home Theatre Cable
- Composite Cables
- Multicore PUR Cables
- Pool Cable
- Seismic Cables
- LSZH 110deg
- Fire Alarm Cables
- Specific Industry

We can also make custom cables to suit your customers requirements. Please enquire today!

NSW (02) 9602 4888
salesnsw@elconcables.com.au

WA (08) 9358 1809
saleswa@elconcables.com.au

QLD (07) 3805 6455
salesqld@elconcables.com.au

SA/NT (08) 8326 4833
salessa@elconcables.com.au

VIC/TAS (03) 9558 1044
salesvic@elconcables.com.au



FHDT Heavy Duty 0.6/1kV Single Insulated Flexible Single Core

CONSTRUCTION	
Conductors	Tinned annealed copper conductors AS/NZS1125 Class 5
Insulation	PVC V90HT to AS/NZS3191/AS/NZS3808:2000
Voltage	0.6/1kV
Colours	Red, Black, Blue, Grey, Orange, Brown, White, Pink, Violet, Yellow, (Green Yellow)

FEATURES	
RoHS COMPLIANT	
Excellent Flexibility	
UV Stabilised	
99.9% OFHC (Oxygen Free High Conductivity) Copper which does not show any brittleness	

APPLICATIONS	
Single core power for flexible and fixed applications	
Internal Switchboard Wiring	
Machine & Equipment Cabling	
Other Industrial Applications	

PACKAGING	
Standard Length Cable Packing	100m & 500m: Other lengths are available at time of manufacture
Standard Cable Markings	Manufacturer V90HT 0.6/1kV

Product Code	Nominal Area mm ²	No Strands/ø mm	Nominal Insulation Thickness mm	Max DC Resistance @20°C mΩ/mt	Amps **	Nominal OD mm	Mass Kg/Mtr
FHDT11602	1 x 0.5	16/0.20	0.80	40.10	3	2.55	0.011
FHDT12402	1 x 0.75	24/0.20	0.80	26.70	7.5	2.75	0.014
FHDT13202	1 x 1	32/0.20	0.80	20.00	16	2.95	0.017
FHDT130025	1 x 1.5	30/0.25	0.80	13.70	21	3.15	0.022
FHDT150025	1 x 2.5	50/0.25	0.90	8.21	27	3.90	0.035
FHDT15603	1 x 4	56/0.30	1.00	5.09	37	4.70	0.053
FHDT18403	1 x 6	84/0.30	1.10	3.39	47	5.46	0.076
FHDT17704	1 x 10	77/0.40	1.30	2.02	66	6.70	0.091

Please Note**
 Amperage ratings specified are in accordance with AS/NZS 3008.1.1.2009 Table 7, (Flexible "Spaced").
 Further Current ratings are available in the technical section of this catalogue.
 Derating factor may apply, refer to AS/NZS 3008.1.1.2009.

Please Note
 Please consult with your Electrician / Engineer to ensure this cable is suitable for the intended application and installation.
 Elcon Cables takes every precaution to ensure the information in this publication is correct but accepts no liability of any kind and reserves the right to change any detail in this catalogue without notification.

NSW (02) 9602 4888
 salesnsw@elconcables.com.au
WA (08) 9358 1809
 saleswa@elconcables.com.au

QLD (07) 3805 6455
 salesqld@elconcables.com.au
SA/NT (08) 8326 4833
 salessa@elconcables.com.au

VIC/TAS (03) 9558 1044
 salesvic@elconcables.com.au



SIPF Single Core Single Insulated PVC Power Cables

CONSTRUCTION	
Conductors	Plain annealed copper conductors AS/NZS1125 Class 5
Insulation	PVC V90HT to AS/NZ 5000.1
Voltage	0.6/1 kV (900/1500VDC)
Colour	Red, White, Blue, Black, Green/Yellow Earth

FEATURES	
RoHS COMPLIANT	
Excellent Flexibility	
UV Stabilised	
99.9% OFHC (Oxygen Free High Conductivity) Copper which does not show any brittleness	
Bending Radius \geq 25m Fixed 4xD Flexible = 6xD	
Bending Radius \leq 35m Fixed 6xD Flexible = 9xD	

APPLICATIONS	
Single core power for flexible and fixed applications	
Internal Switchboard Wiring	
Machine & Equipment Cabling	
Other Industrial Applications	

PACKAGING	
Standard Length Cable Packing	100m 500m as well as cut to length 10mm ² and above
Standard Cable Markings	Manufacturer V90HT 0.6/1 kV Electric cable <Size> mm ²

Please Note

Please consult with your Electrician / Engineer to ensure this cable is suitable for the intended application and installation.

Elcon Cables takes every precaution to ensure the information in this publication is correct but accepts no liability of any kind and reserves the right to change any detail in this catalogue without notification.

NSW (02) 9602 4888
 salesnsw@elconcables.com.au

WA (08) 9358 1809
 saleswa@elconcables.com.au

QLD (07) 3805 6455
 salesqld@elconcables.com.au

SA/NT (08) 8326 4833
 salessa@elconcables.com.au

VIC/TAS (03) 9558 1044
 salesvic@elconcables.com.au



SIPF Single Core Single Insulated PVC Power Cables

Product Code	Nominal Area (mm ²)	Stranding no. of wires x wire dia.	Average Insulation Thickness (mm)	OFHC Max D.C. Resistance @20°C m Ω/mt	Nominal O.D. (mm)	SHORT CIRCUIT CURRENT (Amps for 1 second)	Mass Kg/100mt
SIPF4	4	128/0.20	1.00	4.950	4.60	400	5.30
SIPF6	6	192/0.20	1.00	3.300	5.30	599	7.50
SIPF10	10	135/0.30	1.00	1.910	6.30	999	11.00
SIPF16	16	224/0.30	1.00	1.210	7.30	1598	17.30
SIPF25	25	336/0.30	1.20	0.780	8.90	2498	25.80
SIPF35	35	480/0.30	1.20	0.554	10.30	3497	35.60
SIPF50	50	672/0.30	1.40	0.386	12.50	4995	49.70
SIPF70	70	960/0.30	1.40	0.272	13.70	6993	69.00
SIPF95	95	1260/0.30	1.60	0.206	15.70	9491	90.52
SIPF120	120	1653/0.30	1.60	0.161	17.90	11988	116.70
SIPF150	150	2052/0.30	1.80	0.129	20.30	14985	145.00
SIPF185	185	2565/0.30	2.00	0.106	22.60	18482	180.90
SIPF240	240	3344/0.30	2.20	0.0801	25.60	23976	234.70
SIPF300	300	2736/0.37	2.40	0.0641	28.50	29970	291.60

Please Note:
Amperage ratings specified are in accordance with AS/NZS 3008.1.1.2009 Table 7.
Further Current ratings are available in the technical section of this catalogue.
Derating factor may apply, refer to AS/NZS 3008.1.1.2009.

Please Note

Please consult with your Electrician / Engineer to ensure this cable is suitable for the intended application and installation.
Elcon Cables takes every precaution to ensure the information in this publication is correct but accepts no liability of any kind and reserves the right to change any detail in this catalogue without notification.

NSW (02) 9602 4888
salesnsw@elconcables.com.au
WA (08) 9358 1809
saleswa@elconcables.com.au

QLD (07) 3805 6455
salesqld@elconcables.com.au
SA/NT (08) 8326 4833
salessa@elconcables.com.au

VIC/TAS (03) 9558 1044
salesvic@elconcables.com.au



110°C rated Double Insulated Power Flex
UV Stabilised Low Flame Propagation to AS/NZS 1660
Low Smoke Halogen Free Cross-linked Insulation 110°C

CONSTRUCTION	
Conductors	Plain Copper Conductor to AS1125 Fine Copper Stranding to Class 5 & 6
Insulation	X-HF-110 110 OC Low Smoke Halogen Free to AS/NZS5000.1
Sheath	Nitrile modified PVC V90HT UV stabilised (PVC/NBR V1050 C) to AS/NZS 3808 , AS/NZS5000.1
Voltage	0.6/1KVAC (900/1500VDC)
Colour	Orange, Blue, Red and Black
Pack Size	100mt, 250mt and 500mt

FEATURES	
OFHC (oxygen free high conductivity copper) is employed in audio and industrial electronic units.	
High electric and thermal conductivity – Since OFHC contains oxygen and impurities in very small quantities only, it shows excellent electric conductivity and thermal conductivity (Oxygen and impurities reduce the conductivity).	
Excellent hydrogen embrittlement resistance – (TPC) Tough pitch copper becomes very brittle when it is heated at higher than 6000 C under a reducing gas atmosphere including hydrogen gas. Since OFHC contains a very low oxygen content only, it does not show any brittleness.	

Product Code	Nominal Area (mm ²)	Stranding no. of wires x wire dia.	Nominal Insulation Thickness (mm)	Nominal Sheath Thickness (mm)	OFHC Max D.C. Resistance @20°C m Ω/mt	Continuous Current Rating* (A)	Short circuit Current (1sec)* (A)	Nominal OD (mm)	Bending Radius		Mass (kg/100mt)
									During Installation (mm)	Final Installation (mm)	
LHDN6	6	84/0.30	0.70	1.40	3.30	57	792	7.00	42	28	8.30
LHDN10	10	135/0.30	0.70	1.40	1.910	80	1,320	8.55	51	34	15.30
LHDN16	16	224/0.30	0.70	1.40	1.210	105	2,112	9.20	55	37	20.10
LHDN25	25	336/0.30	0.90	1.40	0.780	139	3,300	11.10	67	44	30.50
LHDN35	35	480/0.30	0.90	1.40	0.554	172	4,620	12.40	74	50	41.20
LHDN50	50	672/0.30	1.00	1.40	0.386	217	6,600	14.30	86	57	57.80
LHDN70	70	960/0.30	1.10	1.40	0.272	273	9,240	16.40	98	66	78.90
LHDN95	95	1260/0.30	1.10	1.50	0.206	329	12,540	18.00	108	72	102.00
LHDN120	120	1653/0.30	1.20	1.50	0.161	390	15,840	20.00	180	120	124.30
LHDN150	150	2052/0.30	1.40	1.60	0.129	450	19,800	22.20	200	133	158.20
LHDN185	185	2565/0.30	1.60	1.60	0.106	516	24,420	24.70	222	148	198.00
LHDN240	240	3344/0.30	1.70	1.70	0.080	620	31,680	28.10	253	169	275.00
LHDN300	300	2736/0.37	1.80	1.80	0.0641	714	39,600	32.00	288	192	356.00
LHDN400	400	3663/0.37	2.00	1.90	0.0486	855	52,800	36.20	325	217	415.00
LHDN500	500	6660/0.30	2.20	2.00	0.0384	990	66,000	38.30	345	230	509.00
LHDN630	630	5328/0.37	2.40	2.20	0.0287	1154	83,160	42.50	383	255	599.60

Please Note

*Current-carrying capacity to AS/NZS 3008.1.1:2009 Table 9 Touching

Short Circuit current for 1 second duration as per AS3008, no derating value applied for installation method.

Please Note

Please consult with your Electrician / Engineer to ensure this cable is suitable for the intended application and installation.

Elcon Cables takes every precaution to ensure the information in this publication is correct but accepts no liability of any kind and reserves the right to change any detail in this catalogue without notification.

NSW (02) 9602 4888
 salesnsw@elconcables.com.au

WA (08) 9358 1809
 saleswa@elconcables.com.au

QLD (07) 3805 6455
 salesqld@elconcables.com.au

SA/NT (08) 8326 4833
 salessa@elconcables.com.au

VIC/TAS (03) 9558 1044
 salesvic@elconcables.com.au



Clear Figure 8 Power Flex 0.6/1 kV

CONSTRUCTION	
Conductors	Plain annealed copper conductors AS/NZS1125
Insulation	Nitril modified PVC (NBR) to AS/NZS3808:2000
Sheath	Clear V90HT to AS/NZS 3808:2000
Voltage	0.6/1kV (900/1500VDC) in accordance with AS/NZS 5000
Colour	Red/Blue Core Clear Sheath.
	Red/Black Core Clear Sheath - Made to Order

FEATURES	
RoHS COMPLIANT	
Excellent Flexibility	
UV Stabilised	
99.9% OFHC (Oxygen Free High Conductivity) Copper which does not show any brittleness	

APPLICATIONS	
Figure 8 power for Flexible and Fixed Applications	
Telecommunications Applications	
Battery Leads DC Power, Battery Banks	
Other Industrial Applications	

PACKAGING	
Standard Length Cable Packing	100m 500m as well as cut to length 10mm ² and above
Standard Cable Markings	Manufacturer < metre markings> < FPLN Size> V90HT size

.....
Please Note

Please consult with your Electrician / Engineer to ensure this cable is suitable for the intended application and installation.

Elcon Cables takes every precaution to ensure the information in this publication is correct but accepts no liability of any kind and reserves the right to change any detail in this catalogue without notification.

NSW (02) 9602 4888
salesnsw@elconcables.com.au

WA (08) 9358 1809
saleswa@elconcables.com.au

QLD (07) 3805 6455
salesqld@elconcables.com.au

SA/NT (08) 8326 4833
salessa@elconcables.com.au

VIC/TAS (03) 9558 1044
salesvic@elconcables.com.au



FPLN Clear Figure 8 Power Flex 0.6/1 kV

Product Code	Nominal Area mm ²	Nominal Insulation Thickness mm	Nominal Sheath Thickness mm	Max DC Resistance @20°C mΩ/mt	Amps **	Nominal OD mm	Mass Kg/Mtr
FPLN1.5	1.5	0.7	0.7	13.70	20	4.3x7.3	0.06
FPLN2.5	2.5	0.9	0.7	8.21	26	4.9x9.4	0.12
FPLN4.0	4.0	1.0	1.0	5.09	35	6.6x11.2	0.15
FPLN6.0	6.0	1.0	1.2	3.30	45	7.7x16.4	0.10
FPLN10	10	1.0	1.2	1.88	63	8.5x17.5	0.30
FPLN16	16	1.0	1.2	1.18	83	9.7x19.5	0.50
FPLN25	25	1.2	1.2	0.77	110	11.0x22.5	0.60
FPLN35	35	1.2	1.2	0.54	137	12.3x25.2	0.90
FPLN50	50	1.4	1.5	0.39	171	15.0x31.0	1.20

Please Note**

Amperage ratings specified are in accordance with AS/NZS 3008.1.1.2009 Table 10,(Flexible "Spaced).

Further Current ratings are available in the technical section of this catalogue.

Derating factor may apply, refer to AS/NZS 3008.1.1.2009.

Please Note

Please consult with your Electrician / Engineer to ensure this cable is suitable for the intended application and installation.

Elcon Cables takes every precaution to ensure the information in this publication is correct but accepts no liability of any kind and reserves the right to change any detail in this catalogue without notification.

NSW (02) 9602 4888
salesnsw@elconcables.com.au

WA (08) 9358 1809
saleswa@elconcables.com.au

QLD (07) 3805 6455
salesqld@elconcables.com.au

SA/NT (08) 8326 4833
salessa@elconcables.com.au

VIC/TAS (03) 9558 1044
salesvic@elconcables.com.au


SDI Single Core Double Insulated Rubber Flexible Power Cables NSGAFÖU

CONSTRUCTION	
Conductors	Tinned annealed copper conductors AS/NZS1125
Insulation	Special EPR compound, 3GI3 quality to VDE 0207 part 20
Outer Jacket	PCP (Polychloroprene) 5GM3 to VDE 0207 part 21
Voltage	1.9/3.3kV test voltage 6kV
Colour	Black
Minimum Bending Radius	4 x Diameter for fixed installations, 5 x Diameter for mobile installations

FEATURES	
Excellent Flexibility	
Flame Retardant and Submersible to 100m	
Temperature range -25°C + 110°C . For fixed instalation Lowest temperature is -40°C	
Maximum permissible short circuit temperature 250°C	
UV, Sunlight, Ozone, Oil, Resistant	
This cable is designed in accordance with DIN VDE 250 Part 602 as far as applicable	

APPLICATIONS	
Heavy-Duty flexible single core for mobile and fixed Installations	
Internal switchboard Wiring	
Sub-mains	
Electrical Traction vehicles	
Battery bank connections	
Machine & Equipment Cabling	
Stacker and reclaimer cabling	
Submersible to 100 metres	
Steelworks, cranes & hoists	
Other industrial applications	

PACKAGING	
Standard Length Cable Packing	100m 500m as well as cut to length 10mm ² and above
Standard Cable Markings	Manufacturer Name, NSGAFÖU R.EP.110 3.3kV <Meter marked> <mm ² >

Current-carrying capacity correction coefficients to meet changes in environments condition
 (rating factors according to the Standard AS/NZS 3008.1.1 2010 Table 27 as far as applicable)

C°	25	30	35	40	45	50	55	60	65	70	75
Rating Factor	1, 08	1, 06	1, 03	1	0, 97	0, 93	0, 9	0, 87	0, 83	0, 79	0, 75

Please Note

Please consult with your Electrician / Engineer to ensure this cable is suitable for the intended application and installation.

Elcon Cables takes every precaution to ensure the information in this publication is correct but accepts no liability of any kind and reserves the right to change any detail in this catalogue without notification.

NSW (02) 9602 4888
 salesnsw@elconcables.com.au

WA (08) 9358 1809
 saleswa@elconcables.com.au

QLD (07) 3805 6455
 salesqld@elconcables.com.au

SA/NT (08) 8326 4833
 salessa@elconcables.com.au

VIC/TAS (03) 9558 1044
 salesvic@elconcables.com.au


SDI Single Core Double Insulated Rubber Flexible Power Cables NSGAFÖU

Product Code	Nominal Area mm ²	No Strands x Conductor size	Nominal Insulation Thickness mm	Nominal Sheath Thickness mm	Amps **	Max DC Resistance @20°C Ω/KM	Min OD mm	Max OD mm	Short circuit Rating kA (1s)	Mass Kg/Km
SDI1.5-3.3kV	1 x 1.5	28 / 0.26	1.3	0.8	31	13.70	5.5	7	0.2 kA	50
SDI2.5-3.3kV	1 x 2.5	45 / 0.26	1.3	0.8	42	8.21	5.9	7.5	0.33 kA	65
SDI4-3.3kV	1 x 4	51 / 0.31	1.3	0.8	55	5.09	6.4	8	0.53 kA	80
SDI6-3.3kV	1 x 6	75 / 0.31	1.3	0.8	70	3.39	7	8.6	0.79 kA	105
SDI10-3.3kV	1 x 10	77 / 0.41	1.5	0.8	99	1.95	8.2	10	1.32 kA	155
SDI16-3.3kV	1 x 16	123 / 0.41	1.5	0.8	130	1.24	9.2	11.1	2.11 kA	215
SDI25-3.3kV	1 x 25	190 / 0.41	1.8	1.0	173	0.795	11.3	13.4	3.3 kA	330
SDI35-3.3kV	1 X 35	268 / 0.41	1.8	1.0	214	0.565	12.5	14.6	4.62 kA	430
SDI50-3.3kV	1 x 50	384 / 0.41	1.8	1.0	270	0.393	14.1	16.4	6.60 kA	590
SDI70-3.3kV	1 x 70	545 / 0.41	1.8	1.0	340	0.277	15.9	18.3	9.24 kA	785
SDI95-3.3kV	1 x 95	724 / 0.41	2.2	1.0	410	0.210	18.2	20.8	12.54 kA	1030
SDI120-3.3kV	1 x 120	926 / 0.41	2.2	1.0	487	0.164	19.6	22.4	15.84 kA	1300
SDI150-3.3kV	1 x 150	1154 / 0.41	2.2	1.2	562	0.132	21.7	24.7	19.80 kA	1560
SDI185-3.3kV	1 x 185	1407 / 0.41	2.4	1.2	644	0.108	23.6	26.7	24.42 kA	1930
SDI240-3.3kV	1 x 240	1866 / 0.41	2.6	1.2	775	0.082	26.3	29.7	31.68 kA	2390
SDI300-3.3kV	1 x 300	1551 / 0.51	2.8	1.2	895	0.065	29.3	32.9	39.60 kA	3040
SDI400-3.3kV	1 x 400	1995 / 0.51	3.1	1.4	1079	0.049	32.5	36.4	52.80 kA	3960

Please Note**

Amperage ratings specified are in accordance with AS/NZS 3008.1.1.2009 Table 9,(Flexible "Spaced") @ 40°C
 Further Current ratings are available in the technical section of this catalogue.
 Derating factor may apply, refer to AS/NZS 3008.1.1.2009.

* The Formula to calculate these values is:

$$I_{\text{Short Circuit}} = \frac{(132 \times S)}{\sqrt{T}}$$

Where: S = Cross Section (mm²)
 T = Time period of short circuit (s)

Please Note

Please consult with your Electrician / Engineer to ensure this cable is suitable for the intended application and installation.

Elcon Cables takes every precaution to ensure the information in this publication is correct but accepts no liability of any kind and reserves the right to change any detail in this catalogue without notification.

NSW (02) 9602 4888
 salesnsw@elconcables.com.au

WA (08) 9358 1809
 saleswa@elconcables.com.au

QLD (07) 3805 6455
 salesqld@elconcables.com.au

SA/NT (08) 8326 4833
 salessa@elconcables.com.au

VIC/TAS (03) 9558 1044
 salesvic@elconcables.com.au



Flexible Aluminium Cables 0.6/1kV SDI 110°C

CONSTRUCTION	
Conductors	Single Core Flexible Aluminum Conductor
Insulation	X-HF-110
Polyester Taper	Non-hygroscopic tape wrapping
Sheath	HFS-110-TP
Relevant Standard	AS/NZS 1125, AS/NZS 3808, AS/NZS 5000.1

Physical & Electrical Characteristics

Part Number	No of cores x cross section mm ²	No./Dia. of wires	Dia of con. mm	Thickness of Polyester tape (mm)	Dia of Finish cable (mm)	Gross weight of cable kg/km	Con.DC resis. at 20°C (Ω/km)
FAL35BM	1x35	287/0.40	8.6	0.05	13.5	226	0.868
FAL50BM	1x50	391/0.40	10.4	0.05	15.4	286	0.641
FAL70BM	1x70	356/0.50	12.6	0.05	18	389	0.443
FAL95BM	1x95	485/0.50	14.0	0.05	19.6	485	0.320
FAL120BM	1x120	608/0.50	16.7	0.05	22.7	575	0.253
FAL150BM	1x150	756/0.50	18.1	0.05	24.5	730	0.206
FAL185BM	1x185	925/0.50	19.8	0.05	26.8	887	0.164
FAL240BM	1x240	1221/0.50	22.9	0.05	30.3	1115	0.125
FAL300BM	1x300	1525/0.50	25.6	0.05	33.4	1384	0.100
FAL400BM	1x400	2013/0.50	28.7	0.05	35.1	1829	0.0778
FAL500BM	1x500	1769/0.60	32.6	0.05	41.8	2303	0.0605
FAL630BM	1x630	2257/0.60	36.8	0.05	46.8	2898	0.0469

Trefoil formation, ambient air temperature of 40°C
Soil temperature of 25°C

Burial depth of 0.5m and soil thermal.
When not exposed to mechanical deformation(See AS/NZS 3008.1)

Part Number	No of cores x cross section mm ²	Unenclosed Touching (A)	Enclosed enclosure in air (A)	Buried Direct (A)	Underground wiring enclosure (A)	Reactance at 50Hz(Trefoil) (Ω/km)	Three-phase voltage drop at 50Hz (mV/A.m)
FAL35BM	1x35	124	112	172	137	0.0930	2.07
FAL50BM	1x50	158	142	204	163	0.0901	1.52
FAL70BM	1x70	198	177	250	201	0.0869	1.057
FAL95BM	1x95	238	214	301	241	0.0849	0.770
FAL120BM	1x120	282	254	343	274	0.0828	0.616
FAL150BM	1x150	325	292	384	306	0.0830	0.508
FAL185BM	1x185	373	336	435	348	0.0821	0.415
FAL240BM	1x240	449	404	504	403	0.0808	0.308
FAL300BM	1x300	516	465	570	456	0.0800	0.278
FAL400BM	1x400	622	560	650	520	0.0788	0.234
FAL500BM	1x500	723	651	737	598	0.0780	0.202
FAL630BM	1x630	844	760	830	664	0.0777	0.180

Please Note

Please consult with your Electrician / Engineer to ensure this cable is suitable for the intended application and installation.

Elcon Cables takes every precaution to ensure the information in this publication is correct but accepts no liability of any kind and reserves the right to change any detail in this catalogue without notification.

NSW (02) 9602 4888
salesnsw@elconcables.com.au

WA (08) 9358 1809
saleswa@elconcables.com.au

QLD (07) 3805 6455
salesqld@elconcables.com.au

SA/NT (08) 8326 4833
salessa@elconcables.com.au

VIC/TAS (03) 9558 1044
salesvic@elconcables.com.au



FMR Heavy Duty Multi Core Rubber Insulated and Sheathed Flexible Power Cables

MULTI CORE
FLEX RUBBER

CONSTRUCTION	
Conductors	Class 5 tinned copper according to AS/NZS 1125, IEC 60228
Insulation	Ethylene-propylene rubber (EPR) R-EP-90 90°C Conductor
Submersible Rating	200m
Outer Jacket	Chlorinated Polyethylene, CPE rubber compound
Voltage	0.6/1kV
Sheath Colour	Black
Minimum Bending Radius	4 x D (fixed), 5 x D (mobile), D = outside diameter
Core Colours	
2 Core	Blue, Brown
3 Core	Green/Yellow, Blue, Brown
4 Core	Green/Yellow, Brown, Black, Grey
5 Core	Red, White, Blue, Black & Green/Yellow
7 Core	Green/Yellow, other Cores Black with White Numbering
12 Core	Green/Yellow, other Cores Black with White Numbering

FEATURES	
Submersible to 200mtrs	
Suitable for fresh water, salt water, sewage/contaminated water	
UV, Sunlight, oil and weather resistant	
Flame retardant to IEC 60332-1-2:2004, EN60332-1-2-2004	
Temperature range -25°C to +90°C	
Maximum permissible short circuit temperature 1s 250°C	

APPLICATIONS	
Event & temporary cabling, fairgrounds, sporting venues	
Flexible connections to motors, generators, compressors	
Construction site leads	
Wet or oily environments	
Mine sites and quarries	
Submersible pumps, limit switches	

PACKAGING	
Standard Length Cable Packing	500m 1000m and Cut to Length available
Standard Cable Markings	ELFLEX R-EP-90 ELECTRIC CABLE 0.6/1kV > (No. of cores) x(mm2) >MTR MARK<

Please Note

Please consult with your Electrician / Engineer to ensure this cable is suitable for the intended application and installation.

Elcon Cables takes every precaution to ensure the information in this publication is correct but accepts no liability of any kind and reserves the right to change any detail in this catalogue without notification.

NSW (02) 9602 4888
salesnsw@elconcables.com.au

WA (08) 9358 1809
saleswa@elconcables.com.au

QLD (07) 3805 6455
salesqld@elconcables.com.au

SA/NT (08) 8326 4833
salessa@elconcables.com.au

VIC/TAS (03) 9558 1044
salesvic@elconcables.com.au



FMR Heavy Duty Multi Core Rubber Insulated and Sheathed Flexible Power Cables

Product Code	CSA (mm ²)	Nominal Sheath Thickness (mm)	Max DC Resistance at 20°C (mΩ/KM)	Amps **	Nominal OD (mm)	Mass Kg/Km
2 Core						
FMR2X0.75	0.75	1.3	26.7	10	6.3	70
FMR2x1	1.0	1.3	20.0	16	8.4	103
FMR2x1.5	1.5	1.5	13.7	20	8.7	117
FMR2x2.5	2.5	1.7	8.21	27	11.0	182
3 Core						
FMR3G0.75	0.75	0.9	26.7	10	6.9	75
FMR3G1	1.0	1.4	20.0	16	9.0	123
FMR3G1.5	1.5	1.6	13.7	20	10.3	158
FMR3G2.5	2.5	1.8	8.21	27	12.0	222
FMR3G4	4	1.9	5.09	36	13.4	299
FMR3G6	6	2.1	3.39	46	15.1	393
FMR3G10	10	3.3	1.95	66	19.3	685
FMR3G16	16	3.5	1.24	87	22.1	945
4 Core						
FMR4G1.5	1.5	1.7	13.7	20	11.1	189
FMR4G2.5	2.5	1.9	8.21	27	12.8	270
FMR4G4	4	2.1	5.09	36	14.9	368
FMR4G6	6	2.3	3.39	46	16.9	490
FMR4G10	10	3.4	1.95	66	23.3	832
FMR4G16	16	3.6	1.24	87	24.2	1167
FMR4G25	25	4.1	0.795	116	29.3	1712
FMR4G35	35	4.4	0.565	144	32.9	2192
FMR4G50	50	4.8	0.393	182	38.2	3103
FMR4G70	70	5.2	0.277	230	43.2	4145
FMR4G95	95	5.9	0.21	275	49.1	5518
5 Core						
FMR5G1.5	1.5	1.8	13.7	20	11.5	205
FMR5G2.5	2.5	2.1	8.21	27	13.5	306
FMR5G4	4	2.2	5.09	36	15.9	421
FMR5G6	6	2.5	3.39	46	18.5	620
FMR5G10	10	3.6	1.95	66	22.3	1025
FMR5G16	16	3.9	1.24	87	26.9	1440
FMR5G25	25	4.4	0.795	116	32.5	2106
FMR5G35	35	4.6	0.565	144	38.1	2619
FMR5G50	50	5.2	0.393	182	44.5	3659
FMR5G70	70	5.6	0.277	230	49.4	5032
FMR5G95	95	6.5	0.21	275	58.1	6728
7 Core						
FMR7G1.5	1.5	2.5	13.7	20	14.5	328
FMR7G2.5	2.5	2.7	8.21	27	16.9	470
12 Core						
FMR12G1.5	1.5	2.9	13.7	20	18.3	485
FMR12G2.5	2.5	3.1	8.21	27	19.1	708

Please Note**

Amperage ratings specified are in accordance with AS/NZS 3008.1.1.2009 Table 14 (Flexible "Spaced").

Please Note

Please consult with your Electrician / Engineer to ensure this cable is suitable for the intended application and installation.

Elcon Cables takes every precaution to ensure the information in this publication is correct but accepts no liability of any kind and reserves the right to change any detail in this catalogue without notification.

NSW (02) 9602 4888
salesnsw@elconcables.com.au
WA (08) 9358 1809
saleswa@elconcables.com.au

QLD (07) 3805 6455
salesqld@elconcables.com.au
SA/NT (08) 8326 4833
salessa@elconcables.com.au

VIC/TAS (03) 9558 1044
salesvic@elconcables.com.au



ELMO Ordinary Multi Core Flexible 250/440V V90 (AS/NZS 3191)

CONSTRUCTION	
Conductors	Plain annealed copper conductors AS/NZS1125/ASNZS5000.1
Insulation	V-90 HT, AS/NZS 3808:2000
Sheath	5V-90, AS/NZS 3808:2000
Voltage	250/440V
Standard Sheath Colour	Black, Grey, White, Orange
Core Colour	
2 Core	Red, Black or Blue, Brown
3 Core	Brown, Light Blue, Green/Yellow
4 Core	Brown, Light Blue, Green/Yellow, White
5 Core	Brown, Light Blue, Green/Yellow, White, Orange

FEATURES	
RoHS COMPLIANT	
Excellent Flexibility	
UV Stabilised	
90°C 5V-90, AS/NZS 3808:2000, AS3191	

APPLICATION	
Multi Core Power for Flexible and Fixed Applications	
Machine & Equipment Cabling	
Other Industrial Applications	
Ordinary Duty Extension Leads	

PACKAGING	
Standard Length Cable Packing	100mtr & 500mtr
Standard Cable Markings	Core x Size mm ² ELFLEX ORDINARY DUTY Flexible Electric Cable 250/440V V90 YYYY +0001m

Please Note

Please consult with your Electrician / Engineer to ensure this cable is suitable for the intended application and installation.

Elcon Cables takes every precaution to ensure the information in this publication is correct but accepts no liability of any kind and reserves the right to change any detail in this catalogue without notification.

NSW (02) 9602 4888
salesnsw@elconcables.com.au

WA (08) 9358 1809
saleswa@elconcables.com.au

QLD (07) 3805 6455
salesqld@elconcables.com.au

SA/NT (08) 8326 4833
salessa@elconcables.com.au

VIC/TAS (03) 9558 1044
salesvic@elconcables.com.au



ELMO Ordinary Multi Core Flexible 250/440V V90 (AS/NZS 3191)

Product Code	No. Strands/ ø mm	Nominal Area (mm ²)	Amps**	Nominal Insulation Thickness (mm)	Nominal Sheath Thickness (mm)	Max DC Resistance @20 °C Ω/km	Nominal Cable Diameter (mm)	Gross Mass Kg/km
2 Core								
ELMO2075	24/0.20	2x0.75	7.5	0.6	0.8	26.0	6.2	52
ELMO2010	32/0.20	2x1.0	10.0	0.6	0.8	19.5	6.5	60
ELMO2015	30/0.25	2x1.5	15.0	0.7	0.9	13.3	7.7	81
ELMO2025	50/0.25	2x2.5	20.0	0.8	1	7.98	9.1	125
ELMO2040	56/0.30	2x4.0	25.0	0.8	1.1	4.95	10.3	167
ELMO2060	84/0.30	2x6.0	32.0	0.8	1.1	3.30	11.5	230
3 Core								
ELMO3075	24/0.20	3x0.75	7.5	0.6	0.8	26.0	6.6	62
ELMO3010	32/0.20	3x1.0	10.0	0.6	0.8	19.5	6.9	72
ELMO3015	30/0.25	3x1.5	15.0	0.7	0.9	13.3	8.2	103
ELMO3025	50/0.25	3x2.5	20.0	0.8	1.1	7.98	10.0	158
ELMO3040	56/0.30	3x4.0	25.0	0.8	1.1	4.95	10.9	215
ELMO3060	84/0.30	3x6.0	32.0	0.8	1.2	3.30	12.5	298
4 Core								
ELMO4075	24/0.20	4x0.75	7.5	0.6	0.8	26.0	7.2	76
ELMO4010	32/0.20	4x1.0	10.0	0.6	0.9	19.5	7.7	92
ELMO4015	30/0.25	4x1.5	15.0	0.7	1.0	13.3	9.2	131
ELMO4025	50/0.25	4x2.5	20.0	0.8	1.1	7.98	10.9	196
ELMO4040	56/0.30	4x4.0	25.0	0.8	1.3	4.95	12.4	270
ELMO4060	84/0.30	4x6.0	32.0	0.8	1.3	3.30	13.9	382
5 Core								
ELMO5075	24/0.20	5x0.75	7.5	0.6	0.9	26.0	8.0	95
ELMO5010	32/0.20	5x1.0	10.0	0.6	1.0	19.5	8.6	111
ELMO5015	30/0.25	5x1.5	15.0	0.7	1.1	13.3	10.2	163
ELMO5025	50/0.25	5x2.5	20.0	0.8	1.2	7.98	12.0	243
ELMO5040	56/0.30	5x4.0	25.0	0.8	1.2	4.95	13.3	340
ELMO5060	84/0.30	5x6.0	32.0	0.8	1.3	3.30	15.2	466

Please Note

**Amperage ratings specified are in accordance with AS/NZS 3008.1.2010 Table 16 (Flexible Cord).

**Operating factor may apply, refer to AS/NZS 3008.1.2.2010.

- All cables other than white sheathed cables are to be metre marked and printed
- White sheathed cables are to be embossed not printed (Metre marking not required)
- 6 SQ.MM is not covered in AS/NZS 3191

Please Note

Please consult with your Electrician / Engineer to ensure this cable is suitable for the intended application and installation.

Elcon Cables takes every precaution to ensure the information in this publication is correct but accepts no liability of any kind and reserves the right to change any detail in this catalogue without notification.

NSW (02) 9602 4888
salesnsw@elconcables.com.au

WA (08) 9358 1809
saleswa@elconcables.com.au

QLD (07) 3805 6455
salesqld@elconcables.com.au

SA/NT (08) 8326 4833
salessa@elconcables.com.au

VIC/TAS (03) 9558 1044
salesvic@elconcables.com.au



ELMH Heavy Duty Multi Core Flexible

CONSTRUCTION	
Conductors	Plain Annealed Copper Conductors (AS/NZS 1125)
Insulation	UV Stabilised V-90 HT to AS/NZS 3808:2000
Sheath	5V-90, AS/NZS 3808:2000
Voltage	0.6/1kV
Standard Sheath Colour	Orange
Core Colour	3 Core: Brown, Light Blue, Green/Yellow
	4 Core: Brown, Light Blue, Green/Yellow, White
	5 Core: Brown, Light Blue, Green/Yellow, White, Orange

FEATURES	
RoHS COMPLIANT	
Excellent Flexibility	
UV Stabilised	
90°C 5V-90, AS/NZS 3808:2000, AS3191	

APPLICATION	
Multi Core Power for Flexible and Fixed Applications	
Machine & Equipment Cabling	
Other Industrial Applications	
Ordinary Duty Extension Leads	

PACKAGING	
Standard Length Cable Packing	100mtr & 500mtr
Standard Cable Markings	Core x Size mm ² ELFLEX HEAVY DUTY Flexible Electric Cable 0.6/1 KV V90 YYYY +0001m

Product Code	No. Strands/ ø mm	Nominal Area (mm ²)	Amps**	Nominal Insulation Thickness (mm)	Nominal Sheath Thickness (mm)	Max DC Resistance @20°C Ω/km	Nominal Cable Diameter (mm)	Gross Mass Kg/km
3 Core								
ELMH3010	32/0.21	3x1.0	10.0	0.8	1.6	19.5	9.4	110
ELMH3015	30/0.25	3x1.5	15.0	0.8	1.7	13.3	10.1	132
ELMH3025	50/0.25	3x2.5	20.0	0.9	1.8	7.98	11.5	183
ELMH3040	56/0.30	3x4.0	25.0	1.0	2.0	4.95	13.4	287
4 Core								
ELMH4015	30/0.25	4x1.5	15.0	0.8	1.7	10.9	10.9	159
ELMH4025	50/0.25	4x2.5	20.0	0.9	1.8	12.5	12.5	220
ELMH4040	56/0.30	4x4.0	25.0	1.0	2.0	14.5	14.5	318
5 Core								
ELMH5010	32/0.21	5x1.0	10.0	0.8	1.7	19.5	12.0	181
ELMH5015	30/0.25	5x1.5	15.0	0.8	1.7	13.3	12.7	211
ELMH5025	50/0.25	5x2.5	20.0	0.9	1.8	7.98	14.6	296
ELMH5040	56/0.30	5x4.0	25.0	1.0	2.0	4.95	17.0	423

Please Note

**Amperage ratings specified are in accordance with AS/NZS 3008.1.2010 Table 16 (Flexible Cord).

**Operating factor may apply, refer to AS/NZS 3008.1.2.2010.

- All cables other than white sheathed cables are to be metre marked and printed
- White sheathed cables are to be embossed not printed (Metre marking not required)

Please Note

Please consult with your Electrician / Engineer to ensure this cable is suitable for the intended application and installation.

Elcon Cables takes every precaution to ensure the information in this publication is correct but accepts no liability of any kind and reserves the right to change any detail in this catalogue without notification.

NSW (02) 9602 4888
salesnsw@elconcables.com.au

WA (08) 9358 1809
saleswa@elconcables.com.au

QLD (07) 3805 6455
salesqld@elconcables.com.au

SA/NT (08) 8326 4833
salessa@elconcables.com.au

VIC/TAS (03) 9558 1044
salesvic@elconcables.com.au



Flexible Multi-Core Control 75°C

CONSTRUCTION	
Conductors	Plain annealed copper conductor Class S to EN 60228 (AS/NZS112S)
Insulation	V75 to AS/NZS 3808 2000
Sheath	4V-75 to AS/NZS 38082000
Voltage	300V/500V test voltage 2kV
Colour	Grey sheath, Black cores, white numbered cores plus Earth

FEATURES	
RoHS COMPLIANT	
Excellent Flexibility	
V75 to AS/NZS 3808:2000	
White numbers printed every 20mm	

APPLICATIONS	
Multi Core Power for Flexible and Fixed Applications	
Machine & Equipment Cabling	
Signal and Control Systems	
Other Industrial Applications	
Fans & Air Conditioning	
Production & Processing	

PACKAGING	
Standard Length Cable Packing	100m & 500m cut to length on request
Standard Cable Markings	Elfex (RR) Flexible Control YSLY V75 300/500V Part No <Metre Marked>

2 CORE OPTIONS AVAILABLE ON REQUEST

Please Note

Please consult with your Electrician / Engineer to ensure this cable is suitable for the intended application and installation.

Elcon Cables takes every precaution to ensure the information in this publication is correct but accepts no liability of any kind and reserves the right to change any detail in this catalogue without notification.

NSW (02) 9602 4888
salesnsw@elconcables.com.au

WA (08) 9358 1809
saleswa@elconcables.com.au

QLD (07) 3805 6455
salesqld@elconcables.com.au

SA/NT (08) 8326 4833
salessa@elconcables.com.au

VIC/TAS (03) 9558 1044
salesvic@elconcables.com.au

MULTI CORE



Flexible Multi-Core Control 75°C

Product Code	No Strands/Ø mm	Nominal Area mm ²	Max DC Resistance @20°C mΩ/KM	Amps **	Nominal OD mm	Mass Kg/Mtr
CON3G0.5	16 X 0.2	0.5	39.1	3.0	5.1	.0401
CON4G0.5	16 X 0.2	0.5	39.1	3.0	5.6	.0512
CON5G0.5	16 X 0.2	0.5	39.1	3.0	6.0	.0634
CON7G0.5	16 X 0.2	0.5	39.1	3.0	6.7	.0791
CON12G0.5	16 X 0.2	0.5	39.1	3.0	8.9	.1446
CON18G0.5	16 X 0.2	0.5	39.1	3.0	10.6	.2013
CON25G0.5	16 X 0.2	0.5	39.1	3.0	12.9	.2803
CON3G0.75	24 X 0.2	0.75	26	7.5	5.5	.0538
CON4G0.75	24 X 0.2	0.75	26	7.5	6.2	.0663
CON5G0.75	24 X 0.2	0.75	26	7.5	6.7	.0797
CON7G0.75	24 X 0.2	0.75	26	7.5	7.3	.1034
CON12G0.75	24 X 0.2	0.75	26	7.5	9.9	.182
CON18G0.75	24 X 0.2	0.75	26	7.5	11.7	.2651
CON25G0.75	24 X 0.2	0.75	26	7.5	14.3	.3592
CON34G0.75	24 X 0.2	0.75	26	7.5	16.1	.4701
CON3G1.0	32 X 0.2	1.0	19.5	10.0	5.7	.0633
CON4G1.0	32 X 0.2	1.0	19.5	10.0	6.4	.0776
CON5G1.0	32 X 0.2	1.0	19.5	10.0	7	.0978
CON7G1.0	32 X 0.2	1.0	19.5	10.0	7.8	.1335
CON12G1.0	32 X 0.2	1.0	19.5	10.0	10.3	.2209
CON18G1.0	32 X 0.2	1.0	19.5	10.0	12.4	.2544
CON25G1.0	32 X 0.2	1.0	19.5	10.0	14.8	.3238
CON34G1.0	32 X 0.2	1.0	19.5	10.0	16.9	.4443
CON3G1.5	28 X 0.26	1.5	13.3	16.0	7.0	.0812
CON4G1.5	28 X 0.26	1.5	13.3	16.0	7.8	.0997
CON5G1.5	28 X 0.26	1.5	13.3	16.0	8.6	.1325
CON7G1.5	28 X 0.26	1.5	13.3	16.0	9.5	.1747
CON12G1.5	28 X 0.26	1.5	13.3	16.0	12.8	.297
CON18G1.5	28 X 0.26	1.5	13.3	16.0	15.3	.4228
CON25G1.5	28 X 0.26	1.5	13.3	16.0	18.6	.5862
CON34G1.5	28 X 0.26	1.5	13.3	16.0	20.9	.7686
CON7G2.5	48 X 0.26	2.5	7.98	20.0	12.5	.278
CON12G2.5	48 X 0.26	2.5	7.98	20.0	17.0	.474
CON18G2.5	48 X 0.26	2.5	7.98	20.0	20.3	.697

Please Note**

Amperage ratings specified are in accordance with AS/NZS 3008,1.1.2009 Table 16.(Flexible "Spaced").
Further Current ratings are available in the technical section of this catalogue.
Derating factor may apply, refer to AS/NZS 3008,1.1.2009.

Please Note

Please consult with your Electrician / Engineer to ensure this cable is suitable for the intended application and installation.

Elcon Cables takes every precaution to ensure the information in this publication is correct but accepts no liability of any kind and reserves the right to change any detail in this catalogue without notification.

NSW (02) 9602 4888
salesnsw@elconcables.com.au

WA (08) 9358 1809
saleswa@elconcables.com.au

QLD (07) 3805 6455
salesqld@elconcables.com.au

SA/NT (08) 8326 4833
salessa@elconcables.com.au

VIC/TAS (03) 9558 1044
salesvic@elconcables.com.au



Flexible Multi-Core Control 75°C

CONSTRUCTION	
Conductors	Bare Copper, fine wire, bunch stranded to AS/NZS1125
Insulation	PVC V75 in accordance with AS3808
Inner Sheath	Special PVC 4V-75 inner jacket in accordance with AS3808
Screen	Tinned copper braided screen, approx. 85% coverage
Sheath	Transparent PVC 4V-75 in accordance with AS3808
Voltage	300/500V test voltage 4000V

FEATURES	
Black Cores with continuous white numbering to DIN VDE 0293	
Green-yellow earth core in outer layer (3 cores & above)	
Cores stranded in layers with optimal lay-length	
Special PVC inner jacket	

APPLICATIONS	
For use as a data and control cable in machinery, computer systems as well as a signal cable for electronics. The high level of screening ensures a degree of interference protection. The screening density assures disturbance free transmission of all signals & impulses. The applied clear transparent PVC outer sheath accentuates the optical view of the tinned copper braid.	

PACKAGING	
Standard Length Cable Packing	100m & 500m cut to length on request
Standard Cable Markings	Elfex (RR) Flexible Control YSLY V75 300/500V Part No <Metre Marked>

NOTES	
Minimum Bending Radius: Fixed – 6 x cable diameter	
PVC self-extinguishing & flame retardant according to EN50265-2-1/IEC60332-1-2	

Please Note

Please consult with your Electrician / Engineer to ensure this cable is suitable for the intended application and installation.

Elcon Cables takes every precaution to ensure the information in this publication is correct but accepts no liability of any kind and reserves the right to change any detail in this catalogue without notification.

NSW (02) 9602 4888
salesnsw@elconcables.com.au

WA (08) 9358 1809
saleswa@elconcables.com.au

QLD (07) 3805 6455
salesqld@elconcables.com.au

SA/NT (08) 8326 4833
salessa@elconcables.com.au

VIC/TAS (03) 9558 1044
salesvic@elconcables.com.au

MULTI CORE



Flexible Multi-Core Control 75°C

Product Code	Nominal Conductor (mm ²)	Nominal OD (mm)	Copper Weight Kg/Mtr	Mass Kg/Mtr
CEMC3G0.75	3 x 0.75	7.9	0.036	0.095
CEMC4G0.75	4 x 0.75	8.4	0.042	0.109
CEMC5G0.75	5 x 0.75	8.9	0.048	0.123
CEMC7G0.75	7 x 0.75	9.7	0.064	0.152
CEMC12G0.75	12 x 0.75	12.3	0.101	0.246
CEMC18G0.75	18 x 0.75	14.5	0.160	0.355
CEMC25G0.75	25 x 0.75	16.6	0.214	0.472
CEMC34G0.75	34 x 0.75	18.9	0.279	0.615
CEMC3G1	3 x 1.0	8.2	0.042	0.105
CEMC4G1	4 x 1.0	8.7	0.050	0.121
CEMC5G1	5 x 1.0	9.5	0.061	0.146
CEMC7G1	7 x 1.0	10.2	0.079	0.176
CEMC12G1	12 x 1.0	13.3	0.146	0.308
CEMC18G1	18 x 1.0	15.5	0.202	0.423
CEMC25G1	25 x 1.0	17.5	0.271	0.554
CEMC34G1	34 x 1.0	20.2	0.354	0.734
CEMC3G1.5	3 x 1.5	8.9	0.056	0.130
CEMC4G1.5	4 x 1.5	9.6	0.069	0.155
CEMC5G1.5	5 x 1.5	10.3	0.099	0.193
CEMC7G1.5	7 x 1.5	11.3	0.124	0.237
CEMC12G1.5	12 x 1.5	14.8	0.198	0.397
CEMC18G1.5	18 x 1.5	17.2	0.279	0.548
CEMC25G1.5	25 x 1.5	20.1	0.375	0.746
CEMC34G1.5	34 x 1.5	22.8	0.497	0.977
CEMC3G2.5	3 x 2.5	10.3	0.099	0.193

MULTI CORE

Please Note

Please consult with your Electrician / Engineer to ensure this cable is suitable for the intended application and installation.

Elcon Cables takes every precaution to ensure the information in this publication is correct but accepts no liability of any kind and reserves the right to change any detail in this catalogue without notification.

NSW (02) 9602 4888
salesnsw@elconcables.com.au

WA (08) 9358 1809
saleswa@elconcables.com.au

QLD (07) 3805 6455
salesqld@elconcables.com.au

SA/NT (08) 8326 4833
salessa@elconcables.com.au

VIC/TAS (03) 9558 1044
salesvic@elconcables.com.au



EMC / VSD Heavy Duty Multi Core Screened Flexible (PVC/CWS/PVC)

CONSTRUCTION	
Conductors	Plain annealed copper conductors Class 5 to EN 60228 (AS/NZS1125)
Insulation	V75 in accordance with AS3808
Jacket	V75 in accordance with AS3808
Screen	Tinned Copper Wire Braided Screen (80%)
Sheath	Clear V75 in accordance with AS3808
Voltage	0.6 / 1kV
Sheath Colour	Clear PVC
Core Colours	
2 Core	Blue , Brown (No Earth)
3 Core	Green/Yellow, Blue, Brown
4 Core	Green/Yellow, Brown, Black, Blue
5 Core	Green/Yellow, Red, White, Blue, Black

FEATURES	
Bending Radius 1.5mm ² - 4.0mm ² 6 X Diameter	
Bending Radius 6.0mm ² - 35mm ² 7.5 X Diameter	
Maximum Short Circuit Temperature 160°C	
RoHS compliant	

APPLICATIONS	
Braided Extension Leads	
Variable Speed Drives	
For applications where Electromagnetic Interference is an issue	

PACKAGING	
Standard Length Cable Packing	100m, 500m 1000m and Cut to Length available
Standard Cable Markings	ELFLEX EMC Braid Screen <Meter marked> (No Core) X (mm ²)

Please Note

Please consult with your Electrician / Engineer to ensure this cable is suitable for the intended application and installation.

Elcon Cables takes every precaution to ensure the information in this publication is correct but accepts no liability of any kind and reserves the right to change any detail in this catalogue without notification.

NSW (02) 9602 4888
 salesnsw@elconcables.com.au
WA (08) 9358 1809
 saleswa@elconcables.com.au

QLD (07) 3805 6455
 salesqld@elconcables.com.au
SA/NT (08) 8326 4833
 salessa@elconcables.com.au

VIC/TAS (03) 9558 1044
 salesvic@elconcables.com.au

MULTI CORE



EMC / VSD Heavy Duty Multi Core Screened Flexible (PVC/CWS/PVC)

Product Code	Nominal Conductor mm ²	Nominal Area Earth mm ²	Amps **	Nominal Insulation Thickness mm	Nominal Sheath Thickness mm	Max DC Resistance @20°C mΩ/mt	Nominal OD mm	Mass Kg/Km
3 CORE								
EMC3G1.5KM	2 X 1.5	1 X 1.5	19	0.8	1.8	19.5	11.3	200
EMC3G2.5KM	2 X 2.5	1 X 2.5	25	0.8	1.8	13.3	12.5	245
4 CORE								
EMC4G1.5KM	3 X 1.5	1 X 1.5	19	0.8	1.8	19.5	11.9	240
EMC4G2.5KM	3 X 2.5	1 X 2.5	25	0.8	1.8	13.3	13.7	300
EMC4G4KM	3 X 4.0	1 X 4.0	34	0.9	1.8	4.95	15.4	400
4 CORE (Split Earth)								
EMC4G6SEKM	3 X 6.0	3 X 1.5	43	1.0 / 0.8	1.8	3.3	17.1	520
EMC4G10SEKM	3 X 10	3 X 1.5	62	1.0 / 0.8	1.8	1.91	18.6	681
EMC4G16SEKM	3 X 16	3 X 2.5	81	1.0 / 0.8	1.8	1.21	21.8	960
EMC4G25SEKM	3 X 25	3 X 4.0	107	1.0 / 0.8	1.8	0.78	25.5	1395
EMC4G35SEKM	3 X 35	3 X 6.0	133	1.2 / 1.0	1.8	0.554	27.5	1881
5 CORE								
EMC5G4KM	4 X 4	1 X 4	34	0.9	1.8	4.95	17.1	482
EMC5G6KM	4 X 6	1 X 6	43	1.0	1.8	3.3	19.2	659

Please Note**

Amperage ratings specified are in accordance with AS/NZS 3008.1.2.2010 Table 13,(Flexible "Spaced"). Further Current ratings are available in the technical section of this catalogue. Derating factor may apply, refer to AS/NZS 3008.1.2.2010.

GLANDS AVAILABLE

Please Note

Please consult with your Electrician / Engineer to ensure this cable is suitable for the intended application and installation.

Elcon Cables takes every precaution to ensure the information in this publication is correct but accepts no liability of any kind and reserves the right to change any detail in this catalogue without notification.

NSW (02) 9602 4888
salesnsw@elconcables.com.au


WA (08) 9358 1809
saleswa@elconcables.com.au

QLD (07) 3805 6455
salesqld@elconcables.com.au

SA/NT (08) 8326 4833
salessa@elconcables.com.au

VIC/TAS (03) 9558 1044
salesvic@elconcables.com.au

MULTI CORE



AUTOMOTIVE SINGLE CORE V90HT (Single Insulated)

CONSTRUCTION	
Conductors	Plain annealed copper conductors (PCW) to AS/NZS1125
Insulation PVC	UV Stabilised V90HT to AS3808:2000
Voltage	AC 50V / DC 120V to AS/NZS 3000:2000
Colours	Red, Black, Blue, White, Green, Orange, Brown, Pink, Grey, Violet Striped cables available for small quantities or large quantities

FEATURES	
RoHS Compliant	
Temperature Rating 90°C	
99.9% OFHC (Oxygen Free High Conductivity) Copper which does not show any brittleness	

APPLICATIONS	
General Automotive Wiring	
Gas Conversions	

PACKAGING	
Standard Length Cable Packing	30m, 100m, 500m & 1000m
Standard Cable Markings	None

Code	No Strands/ø mm	Nominal Area mm ²	Industry Equivalent mm	Amps **	Insulation Thickness mm	Max DC Resistance @20°C mΩ/mt	Nominal OD mm	Mass Kg/100m
AS11603	16/0.30	1.13	3.0	20.0	0.500	16.49	2.38	1.4
AS12603	26/0.30	1.84	4.0	28.0	0.500	10.15	2.70	2.1
AS14103	41/0.30	2.90	5.0	37.0	0.600	6.43	3.40	3.3
AS16503	65/0.30	4.59	6.0	51.0	0.600	4.06	3.95	4.9

Please Note
NOT SUITABLE FOR CONNECTIONS TO MAINS POWER SUPPLY.
AMP Ratings are based on JASO D609:2001 single core AMBIENT TEMPERATURE AT 30° C.

For Current Ratings refer to table Automotive Duty Cycle @ 50V DC

Please Note

Please consult with your Electrician / Engineer to ensure this cable is suitable for the intended application and installation.

Elcon Cables takes every precaution to ensure the information in this publication is correct but accepts no liability of any kind and reserves the right to change any detail in this catalogue without notification.


NSW (02) 9602 4888
salesnsw@elconcables.com.au

WA (08) 9358 1809
saleswa@elconcables.com.au

QLD (07) 3805 6455
salesqld@elconcables.com.au

SA/NT (08) 8326 4833
salessa@elconcables.com.au

VIC/TAS (03) 9558 1044
salesvic@elconcables.com.au



AUTOMOTIVE Battery & Starter V90HT (B&S)

CONSTRUCTION	
Conductors	Plain annealed copper conductors (PCW) to AS/NZS1125
Insulation PVC	UV Stabilised V90HT to AS3808:2000
Voltage	AC 50V / DC 120V to AS/NZS 3000:2000
Sheath Colour	Red Or Black

FEATURES	
RoHS Compliant	
Temperature Rating 90°C	
99.9% OFHC (Oxygen Free High Conductivity) Copper which does not show any brittleness	

APPLICATIONS	
Battery Leads	

PACKAGING	
Standard Length Cable Packing	30m, 100m
Standard Cable Markings	None

Code	No Strands/ø mm	Nominal Area mm ²	Amps **	Insulation Thickness mm	Max DC Resistance @20°C mΩ/mt	Nominal OD mm	Mass Kg/100m
ABS8	112/0.3	7.92	74.0	0.90	2.36	5.40	8.90
ABS6	189/0.3	13.36	103.0	1.10	1.40	6.90	14.80
ABS4	287/0.3	20.25	135.0	1.10	0.92	8.00	21.60
ABS3	364/0.3	25.70	170.0	1.60	0.72	9.80	28.90
ABS2	455/0.3	32.15	190.0	1.70	0.58	10.70	35.70
ABS1	560/0.3	39.55	210.0	1.70	0.47	11.50	43.00
ABS0	700/0.3	49.45	246.0	1.70	0.38	12.50	52.60
ABS00	910/0.3	64.30	292.0	1.70	0.29	13.50	66.90
ABS000	1204/0.3	85.00	335.0	2.00	0.22	16.00	88.90

Please Note**
NOT SUITABLE FOR CONNECTIONS TO MAINS POWER SUPPLY.
AMP Ratings are based on JASO D609:2001 single core AMBIENT TEMPERATURE AT 30° C.

For Current Ratings refer to table Automotive Duty Cycle @ 50V DC

Please Note

Please consult with your Electrician / Engineer to ensure this cable is suitable for the intended application and installation.

Elcon Cables takes every precaution to ensure the information in this publication is correct but accepts no liability of any kind and reserves the right to change any detail in this catalogue without notification.

NSW (02) 9602 4888
salesnsw@elconcables.com.au

WA (08) 9358 1809
saleswa@elconcables.com.au

QLD (07) 3805 6455
salesqld@elconcables.com.au

SA/NT (08) 8326 4833
salessa@elconcables.com.au

VIC/TAS (03) 9558 1044
salesvic@elconcables.com.au



Automotive Twin Sheath V90HT

CONSTRUCTION	
Conductors	Plain annealed copper conductors (PCW) to AS/NZS1125
Insulation PVC	UV Stabilised V90HT to AS3808:2000
Sheath PVC	UV Stabilised V90HT to AS3808:2000
Voltage	AC 50V / DC 120V to AS/NZS 3000:2000
Colour	Black Sheath with Red & Black Cores (Brown & White Available ATZ)

FEATURES	
RoHS Compliant	
Temperature Rating 90°C	
99.9% OFHC (Oxygen Free High Conductivity) Copper which does not show any brittleness	

APPLICATIONS	
General Automotive Wiring	
Trailer Wiring	
Garden Lighting	

PACKAGING	
Standard Length Cable Packing	30m, 100m, 500m
Standard Cable Markings	None

Code	No Strands/ø mm	Nominal Area mm ²	Industry Equivalent mm	Amps **	Sheath Thickness mm	Max DC Resistance @20°C mΩ/mt	Nominal OD mm	Mass Kg/100m
ATS27032	7/0.32	0.56	2.0	10	0.50	33.76	2.75x4.5	2.32
ATS21603	16/0.30	1.13	3.0	16	0.45	16.50	3.40x6.8	4.09
ATS22603	26/0.30	1.84	4.0	22	0.55	10.15	3.90x6.6	5.70
ATS24103	41/0.30	2.90	5.0	29	0.65	6.43	4.60x8.0	8.40
ATS26503	65/0.30	4.59	6.0	40	0.75	4.06	5.50x9.3	12.56
ATS211203	112/0.30	7.92	8B&S	74	1.20	2.40	8.0x13.4	14.08
ATS218903	189/0.30	13.36	6B&S	100	1.20	1.40	9.40x16.2	37.50

Please Note**
 NOT SUITABLE FOR CONNECTIONS TO MAINS POWER SUPPLY.
 AMP Ratings are based on JASO D609:2001 single core AMBIENT TEMPERATURE AT 30° C.


For Current Ratings refer to table Automotive Duty Cycle @ 50V DC

Please Note
 Please consult with your Electrician / Engineer to ensure this cable is suitable for the intended application and installation.
 Elcon Cables takes every precaution to ensure the information in this publication is correct but accepts no liability of any kind and reserves the right to change any detail in this catalogue without notification.

NSW (02) 9602 4888
 salesnsw@elconcables.com.au
WA (08) 9358 1809
 saleswa@elconcables.com.au

QLD (07) 3805 6455
 salesqld@elconcables.com.au
SA/NT (08) 8326 4833
 salessa@elconcables.com.au

VIC/TAS (03) 9558 1044
 salesvic@elconcables.com.au



AUTOMOTIVE Trailer & Road Train V90HT

CONSTRUCTION	
Conductors	Plain annealed copper conductors (PCW) to AS/NZS1125
Insulation	UV Stabilised V90HT PVC to AS3808:2000
Voltage	AC 50V / DC 120V to AS/NZS 3000:2000
Sheath	UV Stabilised V90HT PVC to AS 3808:2000
Sheath Colour	Black
Core Colours	
3 Core	White, Yellow, Brown
4 Core	White, Yellow, Brown, Red
5 Core	White, Yellow, Brown, Red, Green
7 Core	White, Yellow, Brown, Red, Green, Blue, Black

FEATURES	
RoHS Compliant	
Temperature Rating 90°C	
99.9% OFHC (Oxygen Free High Conductivity) Copper which does not show any brittleness	

APPLICATIONS	
General Automotive Wiring	
Caravan and Trailer wiring	
Road Train Wiring	

PACKAGING	
Standard Length Cable Packing	30m, 100m, 500m
Standard Cable Markings	None

AUTOMARINE

Please Note

Please consult with your Electrician / Engineer to ensure this cable is suitable for the intended application and installation.

Elcon Cables takes every precaution to ensure the information in this publication is correct but accepts no liability of any kind and reserves the right to change any detail in this catalogue without notification.


NSW (02) 9602 4888
salesnsw@elconcables.com.au

WA (08) 9358 1809
saleswa@elconcables.com.au

QLD (07) 3805 6455
salesqld@elconcables.com.au

SA/NT (08) 8326 4833
salessa@elconcables.com.au

VIC/TAS (03) 9558 1044
salesvic@elconcables.com.au



AUTOMOTIVE Trailer & Road Train V90HT

Code	Nominal Area mm ²	Industry Equivalent mm	Amps **	Insulation Thickness mm	Sheath Thickness mm	Max DC Resistance @20°C mΩ/mt	Nominal OD mm	Mass Kg/100m
3 Core								
ATR37032	0.56	2.00	9	0.40	0.55	33.76	4.60	3.25
ATR31603	1.13	3.00	14	0.50	0.60	16.82	5.90	6.54
ATR32603	1.84	4.00	19	0.50	0.60	10.35	7.00	8.11
4 Core								
ATR47032	0.56	2.00	7	0.40	0.55	33.76	5.20	4.15
5 Core								
ATR57032	0.56	2.00	7	0.40	0.60	33.76	5.70	5.05
ATR5903	0.64	2.50	7	0.50	0.55	29.90	6.30	5.95
ATR51603	1.13	3.00	11	0.50	0.60	16.82	7.30	8.80
ATR52603	1.84	4.00	15	0.50	0.60	10.35	8.40	12.70
7 Core								
ATR77032	0.56	2.00	6	0.40	0.60	33.76	6.60	6.80
ATR7903	0.64	2.50	6	0.50	0.60	29.90	7.40	8.17
ATR71603	1.13	3.00	10	0.50	0.60	16.82	8.40	11.90
ATR72603	1.84	4.00	14	0.50	1.00	10.35	10.60	19.60
Road Train								
RTC565032	5.22	6.00	30	0.60	1.50	3.64	13.90	36.24
RTC765032	5.22	6.00	28	0.60	1.50	3.64	15.70	48.60

Please Note**

NOT SUITABLE FOR CONNECTIONS TO MAINS POWER SUPPLY.
AMP Ratings are based on JASO D609:2001 single core AMBIENT TEMPERATURE AT 30° C.

For Current Ratings refer to table Automotive Duty Cycle @ 50V DC


Please Note

Please consult with your Electrician / Engineer to ensure this cable is suitable for the intended application and installation.
Elcon Cables takes every precaution to ensure the information in this publication is correct but accepts no liability of any kind and reserves the right to change any detail in this catalogue without notification.

NSW (02) 9602 4888
salesnsw@elconcables.com.au
WA (08) 9358 1809
saleswa@elconcables.com.au

QLD (07) 3805 6455
salesqld@elconcables.com.au
SA/NT (08) 8326 4833
salessa@elconcables.com.au

VIC/TAS (03) 9558 1044
salesvic@elconcables.com.au



Marine Single Core V90HT

CONSTRUCTION	
Conductors	Tinned annealed copper conductors (TCW) to AS/NZS1125
Insulation	UV Stabilised V90HT PVC to AS3808:2000
Voltage	AC 50V / DC 120V to AS/NZS 3000:2000
Colours	Red & Black

FEATURES	
RoHS Compliant	
Temperature Rating 90°C	
Tinned Copper Wire (TCW) conductor is ideal for the "Corrosive" Marine Environment	
99.9% OFHC (Oxygen Free High Conductivity) Copper which does not show any brittleness	

APPLICATIONS	
General Marine Wiring	
Low Tension Wiring	
For Colours or size's of TCW outside this range please refer to the FHDT Single Core Flexible section of this catalogue	

PACKAGING	
Standard Length Cable Packing	50m, 100m, 500m
Standard Cable Markings	None

Code	No Strands/ø mm	Nominal Area mm ²	Industry Equivalent mm	Amps **	Insulation Thickness mm	Max DC Resistance @20°C mΩ/mt	Nominal OD mm	Mass Kg/100m
MS12603	26/0.30	1.84	4.00	28.0	0.60	10.44	2.90	2.25
MS16503	65/0.30	4.59	6.00	51.0	0.80	4.18	4.30	5.30

Please Note**
 NOT SUITABLE FOR CONNECTIONS TO MAINS POWER SUPPLY.
 AMP Ratings are based on JASO D609:2001 single core AMBIENT TEMPERATURE AT 30° C.

For Current Ratings refer to table Automotive Duty Cycle @ 50V DC

Please Note
 Please consult with your Electrician / Engineer to ensure this cable is suitable for the intended application and installation.
 Elcon Cables takes every precaution to ensure the information in this publication is correct but accepts no liability of any kind and reserves the right to change any detail in this catalogue without notification.

NSW (02) 9602 4888
 salesnsw@elconcables.com.au
WA (08) 9358 1809
 saleswa@elconcables.com.au

QLD (07) 3805 6455
 salesqld@elconcables.com.au
SA/NT (08) 8326 4833
 salessa@elconcables.com.au

VIC/TAS (03) 9558 1044
 salesvic@elconcables.com.au



Marine Twin Sheath (TCW) V90HT

CONSTRUCTION	
Conductors	Tinned annealed copper conductors (TCW) to AS/NZS1125
Insulation	UV Stabilised V90HT PVC to AS3808:2000
Sheath	UV Stabilised V90HT PVC to AS3808:2000
Voltage	AC 50V / DC 120V to AS/NZS 3000:2000
Colour	White Sheath. Red & Black Cores

FEATURES	
RoHS Compliant	
Temperature Rating 90°C	
99.9% OFHC (Oxygen Free High Conductivity) Copper which does not show any brittleness	
Tinned Copper Wire conductor is ideal for the "Corrosive" Marine Environment	

APPLICATIONS	
General Marine Wiring	
Boat Trailer Wiring	
Garden Lighting	

PACKAGING	
Standard Length Cable Packing	50m, 100m, 500m
Standard Cable Markings	None

Code	No Strands/ø mm	Nominal Area mm ²	Industry Equivalent mm	Amps **	Insulation Thickness mm	Max DC Resistance @20°C mΩ/mt	Nominal OD mm	Mass Kg/100m
MTS21603	16/0.30	1.13	3.00	16.0	0.60	17.30	3.50x5.90	4.10
MTS22603	26/0.30	1.84	4.00	22.0	0.60	10.65	3.90x6.70	5.70
MTS26503	65/0.30	4.59	6.00	40.0	0.80	4.26	5.50x9.50	12.50

Please Note**
 NOT SUITABLE FOR CONNECTIONS TO MAINS POWER SUPPLY.
 AMP Ratings are based on JASO D609:2001 single core AMBIENT TEMPERATURE AT 30° C.

For Current Ratings refer to table Automotive Duty Cycle @ 50V DC

Please Note
 Please consult with your Electrician / Engineer to ensure this cable is suitable for the intended application and installation.
 Elcon Cables takes every precaution to ensure the information in this publication is correct but accepts no liability of any kind and reserves the right to change any detail in this catalogue without notification.

NSW (02) 9602 4888
 salesnsw@elconcables.com.au
WA (08) 9358 1809
 saleswa@elconcables.com.au

QLD (07) 3805 6455
 salesqld@elconcables.com.au
SA/NT (08) 8326 4833
 salessa@elconcables.com.au

VIC/TAS (03) 9558 1044
 salesvic@elconcables.com.au



Silicone Cable H05SS-F <HAR> (Multi Core)

CONSTRUCTION	
Conductors	Tinned annealed copper conductors Class 5 CEI EN 60228
Insulation	180° Silicone Rubber E12
Sheath	180° Silicone Rubber EM9
Voltage	300/500V
Test Voltage	2000V
Temperature Ratings	-60° to 180°C
Sheath Colour	Black
Core Colour	
2 Core	Brown, Blue (No Earth)
3 Core	Brown, Blue, Green/Yellow
4 Core	Brown, Blue, Grey, Green/Yellow

FEATURES	
RoHS COMPLIANT	
Excellent Flexibility	
-60° to 180°C Operating Temperature	

APPLICATION	
Multi Core Power for Flexible and Fixed Applications	
Internal switchboard Wiring	
Machine & Equipment Cabling	
Lighting Equipment, Furnace, Oven, Convector, Electric radiator applications	
Other Industrial Applications	

PACKAGING	
Standard Length Cable Packing	100, 500m 1000m and Cut to Length available on request
Standard Cable Markings	Manufacturer H05SS-F (No) x (mm ²) EMMEQU <HAR>

HIGH TEMP

Please Note

Please consult with your Electrician / Engineer to ensure this cable is suitable for the intended application and installation. Elcon Cables takes every precaution to ensure the information in this publication is correct but accepts no liability of any kind and reserves the right to change any detail in this catalogue without notification.

NSW (02) 9602 4888
salesnsw@elconcables.com.au
WA (08) 9358 1809
saleswa@elconcables.com.au

QLD (07) 3805 6455
salesqld@elconcables.com.au
SA/NT (08) 8326 4833
salessa@elconcables.com.au

VIC/TAS (03) 9558 1044
salesvic@elconcables.com.au



Silicone Cable H05SS-F <HAR> (Multi Core)

Product Code	No. Cores	No Strands/ ømm	Nominal Area mm ²	Insulation Thickness	Sheath-Thickness	Amps @ 30°C	Nominal OD	Mass Kg/km
FMZ22402	2	24/0.20	0.75	0.80	0.80	21	6.30	60.0
FMZ32402	3	24/0.20	0.75	0.80	0.90	21	6.90	74.0
FMZ33202	3	32/0.20	1.00	0.80	0.90	25	7.20	86.0
FMZ330025	3	30/0.25	1.50	0.90	1.00	32	8.90	190.0
FMZ430025	4	30/0.25	1.50	0.90	1.10	32	10.00	163.0
FMZ350025	3	50/0.25	2.50	1.00	1.10	45	10.50	190.0

Please Note:

'Amperage ratings specified are in accordance with AS/NZS 3008.1.1.2009 Table 17.(Flexible "Spaced").
Further Current ratings are available in the technical section of this catalogue.
Derating factor may apply, refer to AS/NZS 3008.1.1.2009.

HIGH TEMP

Please Note

Please consult with your Electrician / Engineer to ensure this cable is suitable for the intended application and installation.
Elcon Cables takes every precaution to ensure the information in this publication is correct but accepts no liability of any kind and reserves the right to change any detail in this catalogue without notification.

NSW (02) 9602 4888
salesnsw@elconcables.com.au
WA (08) 9358 1809
saleswa@elconcables.com.au

QLD (07) 3805 6455
salesqld@elconcables.com.au
SA/NT (08) 8326 4833
salessa@elconcables.com.au

VIC/TAS (03) 9558 1044
salesvic@elconcables.com.au



Silicone Cable H05S-K/U (Single Core) < HAR >

CONSTRUCTION	
Conductors	Tinned annealed copper conductors AS/NZS1125/ASNZS5000.1 Class 5
Insulation	180° Silicone Rubber E12
Voltage	300/500V
Test Voltage	2000V
Temperature Ratings	-60°C to 180°C
Colour	Red, White, Blue, Yellow, Brown, Green/Yellow

FEATURES	
RoHS COMPLIANT	
Excellent Flexibility	
Low Smoke Zero Halogen in accordance with VDE 0482 part 267	
-60° to 180°C Operating Temperature	
180°C Operation	

APPLICATIONS	
Single Core Power for Flexible and Fixed Applications	
Internal Switchboard Wiring	
Machine & Equipment Cabling	
Lighting Equipment, Furnace, Oven, Convectors, Electric Radiator Applications	
Other Industrial Applications	

PACKAGING	
Standard Length Cable Packing	100m, 500m, 1000m
Standard Cable Markings	Manufacturer H05S-K ()mm ² IEMMEQU <HAR>

Product Code	Nominal Area mm ²	No Strands/ø mm	Nominal Insulation Thickness mm	Max DC Resistance @20°C mΩ/mt	Amps @ 30°C	Nominal OD mm	Mass Kg/Km
FSH1108	0.5	1/0.80	0.80	36.7	19	2.40	11.4
FSH11113	1.0	1/1.13	0.80	18.2	28	2.70	18.0
FSH11602	0.5	16/0.20	0.80	40.10	19	2.60	11.4
FSH12402	0.75	24/0.20	0.80	26.70	24	2.80	15.3
FSH13202	1.0	32/0.20	0.80	20.00	28	2.90	18.0
FSH130025	1.5	30/0.25	0.90	13.70	37	3.40	25.8
FSH150025	2.5	50/0.25	1.00	8.20	50	4.00	39.1

Please Note**

Amperage ratings specified are in accordance with AS/NZS 3008.1.1.2009 Table 17.(UnEnclosed in air) R-S-150.
Further Current ratings are available in the technical section of this catalogue.
Derating factor may apply, refer to AS/NZS 3008.1.1.2009.

Please Note

Please consult with your Electrician / Engineer to ensure this cable is suitable for the intended application and installation.
Elcon Cables takes every precaution to ensure the information in this publication is correct but accepts no liability of any kind and reserves the right to change any detail in this catalogue without notification.

NSW (02) 9602 4888
salesnsw@elconcables.com.au
WA (08) 9358 1809
saleswa@elconcables.com.au

QLD (07) 3805 6455
salesqld@elconcables.com.au
SA/NT (08) 8326 4833
salessa@elconcables.com.au

VIC/TAS (03) 9558 1044
salesvic@elconcables.com.au

HIGH TEMP



Silicone Cable SIAF/VDE Single Core Single Insulated

CONSTRUCTION	
Conductors	Tinned annealed copper conductors AS/NZS1125/ASNZS5000.1 Class 5
Insulation	180° Silicone Rubber E12
Voltage	300/ 300V
Test Voltage	2000V
Temperature Ratings	-60° to 180°C
Colour	Red, Black, Green/Yellow

FEATURES	
RoHS COMPLIANT	
Excellent Flexibility	
Low Smoke Zero Halogen in accordance with VDE 0482 part 267	
-60° to 180°C Operating Temperature	
180°C Operation	

APPLICATIONS	
Single Core Power for Flexible and Fixed Applications	
Internal Switchboard Wiring	
Machine & Equipment Cabling	
Lighting Equipment, Furnace, Oven, Convector, Electric Radiator Applications	
Other Industrial Applications	

PACKAGING	
Standard Length Cable Packing	100m, 500m, Other lengths are available at time of manufacture
Standard Cable Markings	Manufacturer H05S-K ()mm ² IEMMEQU <HAR>

Product Code	No Strands/ø mm	Nominal Area mm ²	Nominal Insulation Thickness mm	Max DC Resistance @20°C mΩ/mt	Amps @ 30°C	Nominal OD mm	Mass Kg/Km
FSV4.0	4.0	56 X 0.30	0.80	5.09	70	4.20	53.2
FSV6.0	6.0	84 X 0.30	0.80	3.40	90	5.20	80.4
FSV10	10.0	80 X 0.40	1.00	1.95	125	6.40	129.2
FSV16	16.0	123 X 0.40	1.20	1.24	172	7.50	197.6
FSV25	25.0	196 X 0.40	1.40	0.780	224	9.0	311.0

Please Note**

Amperage ratings specified are in accordance with AS/NZS 3008.1.2.2010 Table 17.(UnEnclosed in air) R-S-150.
Further Current ratings are available in the technical section of this catalogue.
Derating factor may apply, refer to AS/NZS 3008.1.2.2010.

Please Note

Please consult with your Electrician / Engineer to ensure this cable is suitable for the intended application and installation.
Elcon Cables takes every precaution to ensure the information in this publication is correct but accepts no liability of any kind and reserves the right to change any detail in this catalogue without notification.

NSW (02) 9602 4888
salesnsw@elconcables.com.au
WA (08) 9358 1809
saleswa@elconcables.com.au

QLD (07) 3805 6455
salesqld@elconcables.com.au
SA/NT (08) 8326 4833
salessa@elconcables.com.au

VIC/TAS (03) 9558 1044
salesvic@elconcables.com.au

HIGH TEMP



Instrumentation Cable 110VAC/150DC PCW PCV/Foil/PVC

CONSTRUCTION	
Conductors	Plain Annealed Copper Wire Class 2
Insulation	PVC V90
Drain Wire	Tinned Annealed Copper Wire (7/0.25)
Screen	Aluminium backed Polyester Tape (coverage 100%)
Sheath	Black PVC V90
Core Colours	Black / White continuous Numbering
Minimum Bending Radius	6 x Diameter for fixed installations, 8 x Diameter for mobile installations

FEATURES	
Meter marked	
110VAC/150DC	
*Note: These cables are not suitable for connection to mains power supplies	
Temperature range -25°C + 90°C . For fixed installation	

APPLICATIONS	
Connections to electrical instrumentation and communication circuits, electrical networks and control equipment	

PACKAGING	
Standard Length Cable Packing	100m 500m as well as cut to length above 2 pair
Standard Cable Markings	Elcon Cables, Part No, Description V90 110V<Meter marked>

Please Note

Please consult with your Electrician / Engineer to ensure this cable is suitable for the intended application and installation.

Elcon Cables takes every precaution to ensure the information in this publication is correct but accepts no liability of any kind and reserves the right to change any detail in this catalogue without notification.

NSW (02) 9602 4888
salesnsw@elconcables.com.au

WA (08) 9358 1809
saleswa@elconcables.com.au

QLD (07) 3805 6455
salesqld@elconcables.com.au

SA/NT (08) 8326 4833
salessa@elconcables.com.au

VIC/TAS (03) 9558 1044
salesvic@elconcables.com.au



Instrumentation Cable 110VAC/150DC PCW PCV/Foil/PVC

Code	Nominal Area (mm ²)	No of Pairs	Stranding	Nearest AWG	Conductor Insulation Thickness (mm)	Overall Insulation Thickness (mm)	Nominal OD (mm)	Max DC Resistance @20°C mO/mt
Pairs								
INST1P0.5B	0.5	1	7/0.30	20.0	0.35	1.65	4.7	38.40
INST2P0.5B	0.5	2	7/0.30	20.0	0.35	1.65	6.8	38.40
INST3P0.5B	0.5	3	7/0.30	20.0	0.35	1.65	7.8	38.40
INST4P0.5B	0.5	4	7/0.30	20.0	0.35	1.65	9.0	38.40
INST6P0.5B	0.5	6	7/0.30	20.0	0.35	1.65	11.0	38.40
INST8P0.5B	0.5	8	7/0.30	20.0	0.35	1.65	11.8	38.40
INST10P0.5B	0.5	10	7/0.30	20.0	0.35	1.65	12.8	38.40
INST12P0.5B	0.5	12	7/0.30	20.0	0.35	1.65	13.5	38.40
INST16P0.5B	0.5	16	7/0.30	20.0	0.35	1.65	15.0	38.40
INST20P0.5B	0.5	20	7/0.30	20.0	0.35	1.65	16.5	38.40
INST24P0.5B	0.5	24	7/0.30	20.0	0.35	1.65	18.0	38.40
Pairs								
INST1P1B	1	1	7/0.40	18.0	0.4	1.85	5.8	21.30
INST2P1B	1	2	7/0.40	18.0	0.4	1.85	7.6	21.30
INST3P1B	1	3	7/0.40	18.0	0.4	1.85	8.4	21.70
INST4P1B	1	4	7/0.40	18.0	0.4	1.85	9.4	21.70
INST6P1B	1	6	7/0.40	18.0	0.4	1.85	11.2	21.70
INST10P1B	1	10	7/0.40	18.0	0.4	1.85	14.1	21.70
Pairs								
INST1P1.5B	1.5	1	7/0.50	16.0	0.32	2.20	6.1	13.60
INST2P1.5B	1.5	2	7/0.50	16.0	0.32	2.20	8.8	13.60
INST3P1.5B	1.5	3	7/0.50	16.0	0.32	2.20	10.5	13.60
INST4P1.5B	1.5	4	7/0.50	16.0	0.32	2.20	10.6	13.60
INST6P1.5B	1.5	6	7/0.50	16.0	0.32	2.20	12.8	13.60
INST8P1.5B	1.5	8	7/0.50	16.0	0.32	2.20	14.5	13.60
INST10P1.5B	1.5	10	7/0.50	16.0	0.32	2.20	16.0	13.60
INST12P1.5B	1.5	12	7/0.50	16.0	0.32	2.20	17.5	13.60
INST16P1.5B	1.5	16	7/0.50	16.0	0.32	2.20	22.0	13.60
INST20P1.5B	1.5	20	7/0.50	16.0	0.32	2.20	24.0	13.60
INST24P1.5B	1.5	24	7/0.50	16.0	0.32	2.20	25.0	13.60
Triples								
INSTIT0.5B	0.5	1	7/0.30	20.0	0.35	1.65	5.5	38.40
INSTIT1.5B	1.5	1	7/0.50	16.0	0.32	2.20	7.2	13.60

Please Note

**Amperage ratings specified are in accordance with AS/NZS 3008.1.2010 Table 16 (Flexible Cord).
 **Operating factor may apply, refer to AS/NZS 3008.1.2.2010.

- All cables other than white sheathed cables are to be metre marked and printed
- White sheathed cables are to be embossed not printed (Metre marking not required)
- 6 SQ.MM is not covered in AS/NZS 3191

Please Note

Please consult with your Electrician / Engineer to ensure this cable is suitable for the intended application and installation.

Elcon Cables takes every precaution to ensure the information in this publication is correct but accepts no liability of any kind and reserves the right to change any detail in this catalogue without notification.

NSW (02) 9602 4888
 salesnsw@elconcables.com.au
WA (08) 9358 1809
 saleswa@elconcables.com.au

QLD (07) 3805 6455
 salesqld@elconcables.com.au
SA/NT (08) 8326 4833
 salessa@elconcables.com.au

VIC/TAS (03) 9558 1044
 salesvic@elconcables.com.au



Individual and Overall foil Screen

CONSTRUCTION	
Conductors	Plain Annealed Copper Wire Class 2
Insulation	PVC V-90
Drain	7/0.25 Tinned Copper Wire
Individual Screen	Aluminium Tape (100% Coverage)
Overall Screen	Aluminium Tape (100% Coverage)
Sheath (Bedding)	5V-90 PVC
Outer Sheath	5V-90 PVC
Rated Voltage	100V
Sheath Colour	Black
Core Colours	Twisted Pairs (Black & White) No. Printed on Each Pair

FEATURES	
UV Resistant	
Mtr Marked	
100V AC	
RoHS Compliant	

APPLICATIONS	
Comms Circuits	
Electrical Networks	
Control Equipment	
Rail and Subway Signal Systems	

PACKAGING	
Standard Length Cable Packing	100m 500m as well as cut to length above 2 pair
Standard Cable Markings	Elcon Cables, Part No, Description V90 100V<Meter marked>

Please Note

Please consult with your Electrician / Engineer to ensure this cable is suitable for the intended application and installation.

Elcon Cables takes every precaution to ensure the information in this publication is correct but accepts no liability of any kind and reserves the right to change any detail in this catalogue without notification.

NSW (02) 9602 4888
salesnsw@elconcables.com.au

WA (08) 9358 1809
saleswa@elconcables.com.au

QLD (07) 3805 6455
salesqld@elconcables.com.au

SA/NT (08) 8326 4833
salessa@elconcables.com.au

VIC/TAS (03) 9558 1044
salesvic@elconcables.com.au



Individual and Overall foil Screen

Product Code	Nominal Conductor mm ²	No. Of Pairs	Stranding	Current Continuous Max. (amps)	Insulation Thickness mm	Nominal OD mm	Max DC Resistance mΩ/mt
Pairs							
INST1P0.5B	0.5	1	7/0.30	3	0.50	4.70	3.80
IOS2P0.5B	0.5	2	7/0.30	3	0.50	8.80	3.80
IOS3P0.5B	0.5	3	7/0.30	3	0.50	10.30	3.80
IOS4P0.5B	0.5	4	7/0.30	3	0.5	10.7	3.80
IOS6P0.5B	0.5	6	7/0.30	3	0.5	12.3	3.80
IOS8P0.5B	0.5	8	7/0.30	3	0.5	14.1	3.80
IOS10P05B	0.5	10	7/0.30	3	0.5	15.4	3.80
INST1P1.5B	1.5	1	7/0.50	12	0.5	6.1	1.40
IOS2P1.5B	1.5	2	7/0.50	12	0.5	9.1	1.40
IOS4P1.5B	1.5	4	7/0.50	12	0.5	12.2	1.40
IOS6P1.5B	1.5	6	7/0.50	12	0.5	14.8	1.40
IOS8P1.5B	1.5	8	7/0.50	12	0.5	16.7	1.40
IOS10P05B	1.5	10	7/0.50	12	0.5	21.1	1.40

**** NOT FOR MAINS CONNECTION**

Please Note

Please consult with your Electrician / Engineer to ensure this cable is suitable for the intended application and installation.

Elcon Cables takes every precaution to ensure the information in this publication is correct but accepts no liability of any kind and reserves the right to change any detail in this catalogue without notification.

NSW (02) 9602 4888
salesnsw@elconcables.com.au

WA (08) 9358 1809
saleswa@elconcables.com.au

QLD (07) 3805 6455
salesqld@elconcables.com.au

SA/NT (08) 8326 4833
salessa@elconcables.com.au

VIC/TAS (03) 9558 1044
salesvic@elconcables.com.au



Garden Lighting Cable

CONSTRUCTION	
Conductors	Plain Copper Conductor to AS1125
Insulation	V90 to AS/NZS 3808 UV Stabilised
Sheath	V90 to AS/NZS 3808 UV Stabilised
Colour	Black (Twin Sheathed Red and Black)
Pack Size	100mt and 500mt

FEATURES	
Oxygen Free High Conductivity copper with excellent electric and thermal conductivity properties.	
Excellent hydrogen embrittlement resistance, (TPC) Tough pitch copper becomes very brittle when it is heated at higher than 6000C under a reducing gas atmosphere including hydrogen. Since OFHC contains a very low oxygen content, it does not show any brittleness.	
Class 5 and 6 Flexible Conductor.	
Flexible Insulation compound.	
90°C rated.	
UV Stabilized Sheath.	

APPLICATION	
General Garden Lighting systems	

Product Code	Number of Cores	No. Strands x wire ø (mm)	Nominal Area (mm ²)	Average Insulation Thickness (mm)	Average Sheath Thickness (mm)	OFHC Max DC Resistance @20°C (mΩ/m)	Nominal O.D. (mm)	Mass (Kg/km)
FGL224020*	2	24/0.20	0.75	0.6	-	25.97	2.45 x 5.2	2.35
ATS226030	2	26/0.30	1.84	0.55	0.55	10.65	3.9 x 6.6	5.70
FGL250025	2	50/0.25	2.5	1.0	-	7.98	4.1 x 8.2	7.20
ATS241030	2	41/0.30	2.90	0.65	0.6	6.76	4.6 x 8.0	8.40
ATS265030	2	65/0.30	4.59	0.75	0.75	4.26	5.5 x 9.3	12.56
FGL265030	2	65/0.30	4.59	1.0	-	4.26	5.0 x 10.3	13.00
FGL2104020	2	104/0.20	3.3	0.8	-	5.99	4.25 x 9.0	9.60
FGL284030	2	84/0.30	6	1.0	-	3.30	5.35 x 11.3	16.10
FGL2192020	2	192/0.20	6	1.0	-	3.25	5.35 x 11.3	16.10
FGL2320020	2	322/0.20	10	1.0	-	1.95	6.0 x 12.6	24.90

Please Note
NOT SUITABLE FOR CONNECTION TO MAINS POWER SUPPLY.
* NO POLARITY IDENTIFICATION

Please Note
Please consult with your Electrician / Engineer to ensure this cable is suitable for the intended application and installation.
Elcon Cables takes every precaution to ensure the information in this publication is correct but accepts no liability of any kind and reserves the right to change any detail in this catalogue without notification.

NSW (02) 9602 4888
salesnsw@elconcables.com.au
WA (08) 9358 1809
saleswa@elconcables.com.au

QLD (07) 3805 6455
salesqld@elconcables.com.au
SA/NT (08) 8326 4833
salessa@elconcables.com.au

VIC/TAS (03) 9558 1044
salesvic@elconcables.com.au



PP Insulated, PVC Sheathed

CONSTRUCTION	
Conductors	Multi strand plain copper Conductor to AS1125
Insulation	PP UV Stabilized
Sheath	V90HT to AS/NZS 3808:2000 UV Stabilized
Sheath Colour	As Per Quotation
Pack Size	100mt, 500mt OTHER LENGTHS BY QUOTATION ONLY

FEATURES
OFHC (oxygen free high conductivity copper) is employed in audio and industrial electronic units.
High electric and thermal conductivity – Since OFHC contains oxygen and impurities in very small quantities only, it shows excellent electric conductivity and thermal conductivity (Oxygen and impurities reduce the conductivity).
Excellent hydrogen embrittlement resistance – (TPC) Tough pitch copper becomes very brittle when it is heated at higher than 6000 C under a reducing gas atmosphere including hydrogen gas. Since OFHC contains a very low oxygen content only, it does not show any brittleness

APPLICATION
Irrigation/Sprinkler systems

Product Code	Nearest SAE, (B&S) (AWG)	No. Strands x wire ø (mm)	Nominal Area (mm ²)	Nominal Insulation Thickness (mm)	Nominal Sheath Thickness (mm)	OFHC Max DC Resistance @20°C (mΩ/m)	Nominal O.D. (mm)	Mass (Kg/km)
MCW35	3	7/0.30	0.5	0.35	0.6	38.4	4.4	3.0
MCW310	3	7/0.43	1.0	0.45	0.6	21.2	5.8	5.2
MCW315	3	7/0.50	1.5	0.50	0.6	13.6	6.2	6.7
MCW325	3	7/0.67	2.5	0.50	0.7	7.4	7.3	10.6
MCW55	5	7/0.30	0.5	0.35	0.6	38.4	5.3	4.8
MCW510	5	7/0.43	1.0	0.45	0.6	21.2	6.9	8.2
MCW515	5	7/0.50	1.5	0.50	0.7	13.6	8.0	10.9
MCW525	5	7/0.67	2.5	0.50	0.8	7.4	9.6	17.5
MCW75	7	7/0.30	0.5	0.35	0.6	38.4	6.0	6.4
MCW710	7	7/0.43	1.0	0.45	0.7	21.2	7.9	11.3
MCW715	7	7/0.50	1.5	0.50	0.7	13.6	8.9	14.5
MCW725	7	7/0.67	2.5	0.50	0.8	7.4	10.8	23.4
MCW95	9	7/0.30	0.5	0.35	0.6	38.4	6.8	8.1
MCW910	9	7/0.43	1.0	0.45	0.7	21.2	9.0	14.4
MCW915	9	7/0.50	1.5	0.50	0.7	13.6	10.1	18.5
MCW925	9	7/0.67	2.5	0.50	0.8	7.4	12.3	30.0
MCW135	13	7/0.30	0.5	0.35	0.6	38.4	7.9	11.0
MCW1310	13	7/0.43	1.0	0.45	0.7	21.2	10.7	20.3
MCW1315	13	7/0.50	1.5	0.50	0.8	13.6	12.1	26.2

Please Note
NOT SUITABLE FOR CONNECTION TO MAINS POWER SUPPLY.

Please Note
Please consult with your Electrician / Engineer to ensure this cable is suitable for the intended application and installation.
Elcon Cables takes every precaution to ensure the information in this publication is correct but accepts no liability of any kind and reserves the right to change any detail in this catalogue without notification.

NSW (02) 9602 4888
salesnsw@elconcables.com.au
WA (08) 9358 1809
saleswa@elconcables.com.au

QLD (07) 3805 6455
salesqld@elconcables.com.au
SA/NT (08) 8326 4833
salessa@elconcables.com.au

VIC/TAS (03) 9558 1044
salesvic@elconcables.com.au



SDI Solar Cable 120°C

CONSTRUCTION	
Conductors	Stranded Tinned Copper
Insulation	XLPO - Cross-linked polyolefin
Sheath	XLPO - Cross-linked polyolefin
Voltage	DC1500V
Colour	Single Double Insulated - Black Sheath - Red or Black Core

FEATURES	
Compliant to EN50618:2014 Elfex TUV (IEC62930/EN50618) 62930	
Excellent Flexibility, Ezi Tear Webbing	
Flame Retardant – IEC60332-1	
UV Stabilised	
Meter Marked	

APPLICATION	
Inter connection in photovoltaic system for both residential and commercial installations	

PACKAGING	
Standard Length Cable Packing	100m & 500m

Product Code	Cable Type	Core Colour	Nominal Area (mm ²)	Bending Radius	Temp Rating	OD ¹ & Resistance @20°C (mΩ/m)	Nominal O.D. (mm)
EN4TUVB	SDI	Black	4	(-40 ± 2.0°C × 16h)	120°C	5.09	5.5
EN4TUVR	SDI	Red	4	(-40 ± 2.0°C × 16h)	120°C	5.09	5.5
EN6TUVB	SDI	Black	6	(-40 ± 2.0°C × 16h)	120°C	3.39	6.10
EN10TUVB	SDI	Black	10	(-40 ± 2.0°C × 16h)	120°C	1.95	7.20
EN16TUVB	SDI	Black	16	(-40 ± 2.0°C × 16h)	120°C	1.24	8.80
EN25TUVB	SDI	Black	25	(-40 ± 2.0°C × 16h)	120°C	0.795	10.8
EN35TUVB	SDI	Black	35	(-40 ± 2.0°C × 16h)	120°C	0.565	12.1

LARGER SIZES AVAILABLE ON REQUEST

Please Note

Please consult with your Electrician / Engineer to ensure this cable is suitable for the intended application and installation.

Elcon Cables takes every precaution to ensure the information in this publication is correct but accepts no liability of any kind and reserves the right to change any detail in this catalogue without notification.

NSW (02) 9602 4888
salesnsw@elconcables.com.au

WA (08) 9358 1809
saleswa@elconcables.com.au

QLD (07) 3805 6455
salesqld@elconcables.com.au

SA/NT (08) 8326 4833
salessa@elconcables.com.au

VIC/TAS (03) 9558 1044
salesvic@elconcables.com.au



Twin Solar Cable 120°C

CONSTRUCTION	
Conductors	Stranded Tinned Copper
Insulation	XLPO - Cross-linked polyolefin
Sheath	XLPO - Cross-linked polyolefin
Voltage	DC1500V
Colour	Single Double Insulated - Black Sheath - Red or Black Core

FEATURES	
Compliant to EN50618:2014 Elfex TUV (IEC62930/EN50618) 62930	
Excellent Flexibility, Ezi Tear Webbing	
Flame Retardant – IEC60332-1	
UV Stabilised	
Meter Marked	

APPLICATION	
Inter connection in photovoltaic system for both residential and commercial installations	

PACKAGING	
Standard Length Cable Packing	100m & 500m

Product Code	Cable Type	Core Colour	Nominal Area (mm ²)	Bending Radius	Temp Rating	OD ¹ & Resistance @20°C (mΩ/m)	Nominal O.D. (mm)
ENF8TUV4B	FIG 8	Black	4	(-40 ± 2.0°C × 16h)	120°C	5.09	11.30
ENF8TUV6B	FIG 8	Black	6	(-40 ± 2.0°C × 16h)	120°C	3.39	12.5
ENF8TUV10B	FIG 8	Black	10	(-40 ± 2.0°C × 16h)	120°C	1.95	14.7
ENF8TUV16B	FIG 8	Black	16	(-40 ± 2.0°C × 16h)	120°C	1.24	17.9

LARGER SIZES AVAILABLE ON REQUEST

Please Note

Please consult with your Electrician / Engineer to ensure this cable is suitable for the intended application and installation.

Elcon Cables takes every precaution to ensure the information in this publication is correct but accepts no liability of any kind and reserves the right to change any detail in this catalogue without notification.

NSW (02) 9602 4888
salesnsw@elconcables.com.au

WA (08) 9358 1809
saleswa@elconcables.com.au

QLD (07) 3805 6455
salesqld@elconcables.com.au

SA/NT (08) 8326 4833
salessa@elconcables.com.au

VIC/TAS (03) 9558 1044
salesvic@elconcables.com.au



Direct Buried Solar Cable 120°C

CONSTRUCTION	
Conductors	Stranded Tinned Copper
Insulation	XLPO - Cross-linked polyolefin
Sheath	XLPO - Cross-linked polyolefin
Voltage	DC1500V
Colour	Single Double Insulated - Black Sheath - Red or Black Core

FEATURES
Compliant to EN50618:2014 Elfex TUV (IEC62930/EN50618) 62930
Excellent Flexibility, Ezi Tear Webbing
Flame Retardant – IEC60332-1
UV Stabilised
Meter Marked
Direct burial acc.to Impact-Resistance Test (section 23) & Crushing-Resistance Test {section 24.1(a)} UL854 PASS
Water resistant acc.to Presence of water & Voltage test on completed cable with a.c. IEC60529:1989+A1:1999 IPX7 Height of immersion 1m 23°C×30min, 6.5kVAC×5mi PASS

APPLICATION
Inter connection in photovoltaic system for both residential and commercial installations

PACKAGING
Standard Length Cable Packing 100m & 500m

Product Code	Cable Type	Core Colour	Nominal Area (mm ²)	Bending Radius	Temp Rating	ODI [†] & Resistance @20°C (mΩ/m)	Nominal O.D. (mm)
Single Core							
ENU4TUVB	SDI	Black	4	(-40 ± 2.0°C × 16h)	120°C	5.09	5.5
ENU6TUVB	SDI	Black	6	(-40 ± 2.0°C × 16h)	120°C	3.39	6.10
ENU10TUVB	SDI	Black	10	(-40 ± 2.0°C × 16h)	120°C	1.95	7.20
FIG 8							
ENUF8TUV4B	FIG 8	Black	4	(-40 ± 2.0°C × 16h)	120°C	5.09	11.30
ENUF8TUV6B	FIG 8	Black	6	(-40 ± 2.0°C × 16h)	120°C	3.39	12.50
ENUF8TUV10B	FIG 8	Black	10	(-40 ± 2.0°C × 16h)	120°C	1.95	14.70

Please Note

Please consult with your Electrician / Engineer to ensure this cable is suitable for the intended application and installation.

Elcon Cables takes every precaution to ensure the information in this publication is correct but accepts no liability of any kind and reserves the right to change any detail in this catalogue without notification.

NSW (02) 9602 4888
salesnsw@elconcables.com.au

WA (08) 9358 1809
saleswa@elconcables.com.au

QLD (07) 3805 6455
salesqld@elconcables.com.au

SA/NT (08) 8326 4833
salessa@elconcables.com.au

VIC/TAS (03) 9558 1044
salesvic@elconcables.com.au



MC4 – Connectors

CONSTRUCTION	
Contact system	Contact system
Type of termination	Crimping
Contact material	Copper, tin plated
Insulation material	PC/PA
Locking system (UL)	Locking type
Flame class	UL94-V0

FEATURES
IP67
Genuine MC4
Pins Included
To suit 4.0mm – 6.0mm Sheath Cable

PACKAGING	
Standard Length Cable Packing	MC4 Male/Female Pins included Solar SOLD AS PAIRS IN PACKS OF 5

Product Code	Range of cable gland (mm)	Rated Voltage	Upper Limiting Temperature	Outer diameter of cable (mm)
L-MC4PR	3-6	1000 V DC/1500 V DC	105 C(IEC)	
L-MC4BRANCHPR	3-6	1000 V DC/1500 V DC	105 C(IEC)	
L-EVO2PR	3-6	DC 1500V According to IEC 62852		4.7–6.4

Please Note

Please consult with your Electrician / Engineer to ensure this cable is suitable for the intended application and installation.

Elcon Cables takes every precaution to ensure the information in this publication is correct but accepts no liability of any kind and reserves the right to change any detail in this catalogue without notification.

NSW (02) 9602 4888
salesnsw@elconcables.com.au

WA (08) 9358 1809
saleswa@elconcables.com.au

QLD (07) 3805 6455
salesqld@elconcables.com.au

SA/NT (08) 8326 4833
salessa@elconcables.com.au

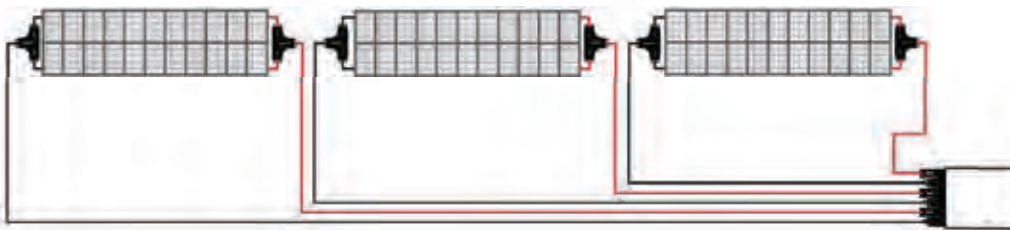
VIC/TAS (03) 9558 1044
salesvic@elconcables.com.au

ONE-STOP-SHOP SOLUTION FOR WIRING OF PV PLANTS

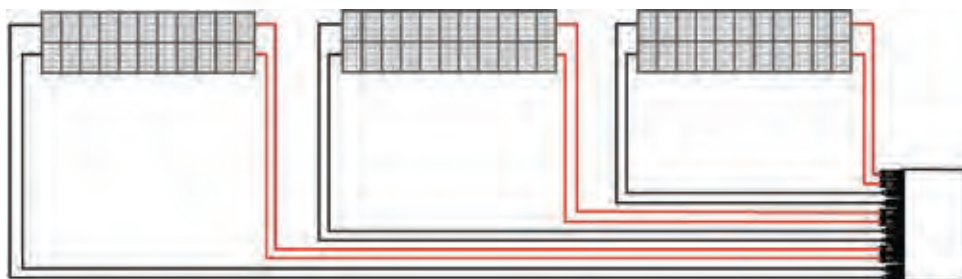
PV cabling and switching professionals frequently work under time pressure and as a result want cables and components which they can install on site quickly and without too high cost. For such requirements, there is our assembly service: here, you get just the right cable at the right length with the right properties and connections. Obviously at the right time and the right place.

OFF THE SHELF PRODUCTS. TAILOR MADE FOR YOU.


By using innovative technology and the most modern machines and plant, we provide maximum efficiency in cable fabrication and testing, completely secure processes and a high plant availability. For almost 10 years, we have interacted intensively with customers, suppliers and partners on the subject of photovoltaics. This experience flows into every single assembly.



✓ Sunkean DC Cabling System



✗ Conventional DC Cabling System



Cost savings

- Less material
- Short assembly time
- Smaller DC-Combiner box



Reliability

- Insensitivity due to fewer components
- Long-life due to high quality materials
- Highest quality standards acc. TUV/ETL



Efficiency

- Less contact resistance
- Perfect isolation
- Less leakage currents

Please Note

Please consult with your Electrician / Engineer to ensure this cable is suitable for the intended application and installation.

Elcon Cables takes every precaution to ensure the information in this publication is correct but accepts no liability of any kind and reserves the right to change any detail in this catalogue without notification.


NSW (02) 9602 4888
salesnsw@elconcables.com.au

WA (08) 9358 1809
saleswa@elconcables.com.au

QLD (07) 3805 6455
salesqld@elconcables.com.au

SA/NT (08) 8326 4833
salessa@elconcables.com.au

VIC/TAS (03) 9558 1044
salesvic@elconcables.com.au



We offer individual cable solutions for professional and safe cabling.

Pre-assembled solutions ensure consistently high levels of quality and speed up assembly.

ADVANTAGES

- Hi-tech sealing technology
- Appearance patent
- TPV material
- IP68
- Easy to install
- Reduce material waste & labor cost



PARAMETER DATA

PRODUCT TYPE	CABLE	CONNECTOR	VOLTAGE	FUSE RATING
SK-F: Fuse holder	2.5mm ² /14AWG	TE PV4-S	L: 1000V	1A
SK-I: I junction	4mm ² /12AWG	STAUBLI MC4	H: 1500V	2A
SK-R: R junction	6mm ² /10AWG	STAUBLI MC4-EVO2		3A
SK-T: T junction	10mm ² /8AWG	AMPHENOL H4S		...
SK-X: X junction	16mm ² /6AWG	QC4.10		25A
SK-Y: Y junction		TLIAN T4		...
SK-3 to 1: 3 to 1 junction		TRINA TS4		max 50A
SK-4 to 1: 4 to 1 junction		JINKO JK03M2		
SK-5 to 1: 5 to 1 junction		LONGI PV-LR5		
SK-6 to 1: 6 to 1 junction		TONGLIN TL-CABLE01S		

Please Note

Please consult with your Electrician / Engineer to ensure this cable is suitable for the intended application and installation.

Elcon Cables takes every precaution to ensure the information in this publication is correct but accepts no liability of any kind and reserves the right to change any detail in this catalogue without notification.

NSW (02) 9602 4888
salesnsw@elconcables.com.au

WA (08) 9358 1809
saleswa@elconcables.com.au

QLD (07) 3805 6455
salesqld@elconcables.com.au

SA/NT (08) 8326 4833
salessa@elconcables.com.au

VIC/TAS (03) 9558 1044
salesvic@elconcables.com.au

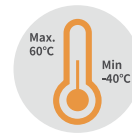
In-line Fuse Assembly 1500V DC



SUNKEAN In-line Fuse Assembly uses high quality weather resistant materials and uses over-mold sealing manufacturing process that guarantees long-term reliability. They could be installed on site. The lower contact resistance and higher current transfer capability ensure high production efficiency. Has IP68 water-proof rating and can be used in a wide operating temperature range.

Advantages

- Hi-tech sealing technology
- Appearance patent
- TPV material
- IP68
- Easy to install
- Reduce material waste & labor cost



Technical Data

Nominal voltage	1500V DC
Fuse-link	Standard Ref. to: UL248-19, IEC 60269-6
Insulation material	Special-Hotmelt, UV-stable, IP68 (please take note of connector's IP-protection)
Flame class	Self-extinguishing UL94-V1
Temperature range	Ambient temperature: -40°C~ +60°C

Product Type	Fuse Voltage	Fuse Current	Cable Spec	Connector
SK-F: Fuse Holder	1500V DC	1-32A (10x85mm) 10-50A (14x85mm) 60A (24x65mm)	3.5mm ² 5.5mm ² 4mm ² /12AWG 6mm ² /10AWG 10mm ² /8AWG 6AWG	Staubli MC4 Staubli MC4-Evo2 Amphenol H4S TE PV4-S Tlian T4 Trina TS4 QC4.10 JinKo PV-JK03M2 Longi PV-LR5 TL-CABLE01S Optional

Please Note

Please consult with your Electrician / Engineer to ensure this cable is suitable for the intended application and installation.

Elcon Cables takes every precaution to ensure the information in this publication is correct but accepts no liability of any kind and reserves the right to change any detail in this catalogue without notification.

NSW (02) 9602 4888
salesnsw@elconcables.com.au

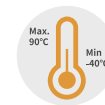
WA (08) 9358 1809
saleswa@elconcables.com.au

QLD (07) 3805 6455
salesqld@elconcables.com.au

SA/NT (08) 8326 4833
salessa@elconcables.com.au

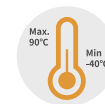
VIC/TAS (03) 9558 1044
salesvic@elconcables.com.au

SK-Y Solar Branch



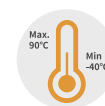
PRODUCT TYPE	CABLE	CONNECTOR	VOLTAGE
SK-Y: Y junction positive	2.5mm ² ~16mm ²	Customized	1500V
SK-Y: Y junction negative			

SK-X Solar Branch



PRODUCT TYPE	CABLE	CONNECTOR	VOLTAGE
SK-X: X junction	2.5mm ² ~16mm ²	Customized	1500V

SK-T Solar Branch



PRODUCT TYPE	CABLE	CONNECTOR	VOLTAGE
SK-T: T junction	2.5mm ² ~16mm ²	Customized	1500V

Please Note

Please consult with your Electrician / Engineer to ensure this cable is suitable for the intended application and installation.

Elcon Cables takes every precaution to ensure the information in this publication is correct but accepts no liability of any kind and reserves the right to change any detail in this catalogue without notification.

NSW (02) 9602 4888
salesnsw@elconcables.com.au

WA (08) 9358 1809
saleswa@elconcables.com.au

QLD (07) 3805 6455
salesqld@elconcables.com.au

SA/NT (08) 8326 4833
saessa@elconcables.com.au

VIC/TAS (03) 9558 1044
salesvic@elconcables.com.au

Solar Extension Cable



CHARACTERISTICS

Model No. Solar Extension Cable	Ambient Temp -40°C-+90°C
Cable Insulation Material Double XLPE	Plug Force ≤50N
Cable Conductor Stranded Tinned Copper	Withdraw Force ≥50N
Connector Material PC/PA/PPE	IP Level IP68
Rated Current TÜV 30A/UL 20A	Safety Class II
Rated Voltage 1000-1500V DC	Flame Class UL94-V0
Contact Resistance ≤ 0.5mΩ	Application Solar cable 4mm ² /12AWG, 6mm ² /10AWG

ADVANTAGES

- ◆ Connector is set up at BOTH or SINGLE end of cable.
- ◆ Appointed length is acceptable.
- ◆ No need for terminal processing.
- ◆ Tinned copper contact is pre-assembled, no need for crush tool.
- ◆ If O.D. of two ends are different can also be connected.

APPLICATION

Used in solar system, module, junction box and so on.

STANDARD LENGTH (M)

0.6	1	1.5	5	10
15	20	40	60	80

Remark : Customized length is acceptable .

.....
Please Note

Please consult with your Electrician / Engineer to ensure this cable is suitable for the intended application and installation. Elcon Cables takes every precaution to ensure the information in this publication is correct but accepts no liability of any kind and reserves the right to change any detail in this catalogue without notification.

NSW (02) 9602 4888
salesnsw@elconcables.com.au
WA (08) 9358 1809
saleswa@elconcables.com.au

QLD (07) 3805 6455
salesqld@elconcables.com.au
SA/NT (08) 8326 4833
salessa@elconcables.com.au

VIC/TAS (03) 9558 1044
salesvic@elconcables.com.au



Heavy Duty 0.6/1kV TCW Braided Extension Leads

FEATURES
Available with either 10 Amp or 15 Amp Moulded plugs
80 % screen is EMC Compliant
Tinned Copper Braid screen for Mechanical Protection
Tinned Copper Braid is earthed for Fault Protection
Neon Indicator to identify when lead is Live
Excellent Flexibility
All Leads are approved and certified in accordance with SAA Requirements

PACKAGING
All leads already labeled with length & Part No

Product Code	Length	Cable Size mm ²	Cable Amps	Plug & Socket Amps
BXL5M10A	5	3 X 1.5	15	10
BXL10M10A	10	3 X 1.5	15	10
BXL15M10A	15	3 X 1.5	15	10
BXL20M10A	20	3 X 1.5	15	10
BXL25M10A	25	3 X 1.5	15	10
BXL30M10A	30	3 X 1.5	15	10
BXL10M15A	10	3 X 1.5	15	15
BXL15M15A	15	3 X 1.5	15	15
BXL20M15A	20	3 X 1.5	15	15
BXL25M15A	25	3 X 2.5	25	15
BXL30M15A	30	3 X 2.5	25	15

Please Note

Please consult with your Electrician / Engineer to ensure this cable is suitable for the intended application and installation.

Elcon Cables takes every precaution to ensure the information in this publication is correct but accepts no liability of any kind and reserves the right to change any detail in this catalogue without notification.

NSW (02) 9602 4888
salesnsw@elconcables.com.au

WA (08) 9358 1809
saleswa@elconcables.com.au

QLD (07) 3805 6455
salesqld@elconcables.com.au

SA/NT (08) 8326 4833
salessa@elconcables.com.au

VIC/TAS (03) 9558 1044
salesvic@elconcables.com.au



IP56 Braided Extension Leads

FEATURES
Available with either 10 Amp or 15 Amp
80% screen is EMC Compliant
Tinned Copper Screen for Mechanical
Tinned Copper Screen Earthed For Fault Protection
Excellent Flexibility

PACKAGING
All leads already labeled with length & Part No

Product Code	Length	Cable Size mm ²	Cable Amps	Plug & Socket Amps
BXLIP565M10A	5 MTR	1.5	15	10
BXLIP5610M10A	10 MTR	1.5	15	10
BXLIP5615M10A	15 MTR	1.5	15	10
BXLIP5620M10A	20 MTR	1.5	15	10
BXLIP5625M10A	25 MTR	2.5	25	10
BXLIP5630M10A	30 MTR	2.5	25	10
BXLIP565M15A	5 MTR	1.5	15	15
BXLIP5610M15A	10 MTR	1.5	15	15
BXLIP5615M15A	15 MTR	1.5	15	15
BXLIP5620M15A	20 MTR	1.5	15	15
BXLIP5625M15A	25 MTR	2.5	25	15
BXLIP5630M15A	30 MTR	2.5	25	15

Please Note:
 Amperage ratings specified are in accordance with AS/NZS 3008.1.1.2009 Table 14 (Flexible "Spaced").

SPECIALTY

Please Note
 Please consult with your Electrician / Engineer to ensure this cable is suitable for the intended application and installation.
 Elcon Cables takes every precaution to ensure the information in this publication is correct but accepts no liability of any kind and reserves the right to change any detail in this catalogue without notification.

NSW (02) 9602 4888
 salesnsw@elconcables.com.au
WA (08) 9358 1809
 saleswa@elconcables.com.au

QLD (07) 3805 6455
 salesqld@elconcables.com.au
SA/NT (08) 8326 4833
 salessa@elconcables.com.au

VIC/TAS (03) 9558 1044
 salesvic@elconcables.com.au



Figure 8 and twisted Shot fire Cable

CONSTRUCTION	
Conductors	Tinned or Plain Copper Wire Class 2
Insulation	PVC V90
Rated Voltage	E.L.V
Colour Code	
EFT21071 - Figure 8	White & Red
ETT21061 - Twisted	Green & Red

FEATURES	
99.9% Oxygen Free Copper	
Tinned Copper	
Temperature range -25°C to +90°C	
RoHS Compliant	
UV Stabilised	

APPLICATIONS	
Intercomms	
Connection Of Explosive Devices	

PACKAGING	
Standard Length Cable Packing	500m

Code	Nominal Conductor mm ²	Stranding	Average Insulation Thickness	Nominal OD mm	Max DC Resistance mΩ/mt	Mass kg/100mt
EFT21071 (TCW Figure 8)	0.4	1/0.71	0.50	1.70 x 3.50	45.30	1.25
ETT21061 (PCW Twisted Pair)	0.4	1/0.71	0.40	3.00	46.20	1.03

** NOT FOR MAINS CONNECTION

Please Note

Please consult with your Electrician / Engineer to ensure this cable is suitable for the intended application and installation.

Elcon Cables takes every precaution to ensure the information in this publication is correct but accepts no liability of any kind and reserves the right to change any detail in this catalogue without notification.

NSW (02) 9602 4888
salesnsw@elconcables.com.au

WA (08) 9358 1809
saleswa@elconcables.com.au

QLD (07) 3805 6455
salesqld@elconcables.com.au

SA/NT (08) 8326 4833
salessa@elconcables.com.au

VIC/TAS (03) 9558 1044
salesvic@elconcables.com.au



Clear V90HT PVC Insulation Complied to AS/NZS 3808 and IEC 60332-1-2

CONSTRUCTION	
Conductors	Plain Copper Conductor to AS1125
Insulation	V90HT to AS/NZS 3808 UV Stabilized
Rated Voltage	AC 50V/DC 120V to AS/NZS 3000:2000
Colours	Clear with Black trace, other colors by Quotation
Pack Size	100mt and 500mt.

FEATURES	
Oxygen Free High Conductivity copper with excellent electric and thermal conductivity properties.	
Excellent hydrogen embrittlement resistance, (TPC) Tough pitch copper becomes very brittle when it is heated at higher than 6000C under a reducing gas atmosphere including hydrogen. Since OFHC contains a very low oxygen content, it does not show any brittleness.	
Class 5 and 6 Flexible Conductor.	
Flexible Insulation compound.	
90oC rated.	
UV Stabilized Sheath.	

APPLICATION	
General Speaker connections	

Product Code	Number of Cores	No. of Strands x wire ø (mm)	Nominal Area (mm ²)	Average Insulation Thickness (mm)	OFHC Max D.C. Resistance at 20°C mΩ/m	Nominal O.D. (mm)	Mass (kg/100m)
FSC214020	2	14/0.20	0.44	0.50	44.52	1.85 x 3.8	1.40
FSC224020	2	24/0.20	0.75	0.60	25.97	2.35 x 5.0	2.37
FSC232020	2	32/0.20	1.00	0.60	19.48	2.6 x 5.4	2.80
FSC247020	2	47/0.20	1.50	0.70	13.26	3.3 x 6.9	4.10
FSC264020	2	64/0.20	2.00	0.70	9.74	3.35 x 7.0	5.60
FSC284020	2	84/0.20	2.6	0.80	7.42	4.0 x 8.9	8.00

Please Note:
NOT SUITABLE FOR CONNECTION TO MAINS POWER SUPPLY.

SPECIALTY

Please Note

Please consult with your Electrician / Engineer to ensure this cable is suitable for the intended application and installation.

Elcon Cables takes every precaution to ensure the information in this publication is correct but accepts no liability of any kind and reserves the right to change any detail in this catalogue without notification.

NSW (02) 9602 4888
salesnsw@elconcables.com.au

WA (08) 9358 1809
saleswa@elconcables.com.au

QLD (07) 3805 6455
salesqld@elconcables.com.au

SA/NT (08) 8326 4833
salessa@elconcables.com.au

VIC/TAS (03) 9558 1044
salesvic@elconcables.com.au

A.W.G (B&S)	Solid Wire	Stranded Wire Equivalent											
		Gauge Area mm ²	mm ²	Size	mm ²	Size	mm ²	Size	mm ²	Size	mm ²	Size	mm ²
26	0.128	-	-	7/0.15	0.124	7/0.16	0.148	-	-	-	-	-	-
25	0.162	-	-	-	-	-	-	-	-	-	-	-	-
24	0.205	0.5	0.2	7/0.20	0.22	14/0.14	0.22	-	-	-	-	-	-
23	0.255	-	-	-	-	-	-	-	-	-	-	-	-
22	0.322	0.64	0.32	7/0.25	0.34	7/0.26	0.37	-	-	-	-	-	-
21	0.411	-	-	14/0.20	0.44	-	-	-	-	-	-	-	-
20	0.516	0.8	0.5	19/0.18	0.48	16/0.20	0.5	10/0.25	0.49	7/0.30	0.49	7/0.32	0.56
19	0.653	-	-	30/0.18	0.76	24/0.20	0.75	9/0.30	0.64	-	-	-	-
18	0.823	-	-	19/0.24	0.86	16/0.26	0.85	11/0.30	0.78	11/0.32 0.88	7/0.40	0.88	-
17	1.039	1.13	1	32/0.20	1	16/0.30	1.13	14/0.32	1.13	7/0.43	1	-	-
16	1.308	-	-	50/0.18	1.27	19/0.29	1.25	16/0.32	1.28	7/0.50	1.37	-	-
15	1.652	1.38	1.5	84/0.15	1.48	30/0.25	1.47	26/0.30	1.84	-	-	-	-
14	2.088	-	-	64/0.20	2	26/0.32	2.08	-	-	-	-	-	-
13	2.629	1.78	2.5	140/0.15	2.48	84/0.20	2.6	50/0.25	2.48	41/0.30 2.90	7/0.67	2.47	-
12	3.302	-	-	41/0.32	3.3	-	-	-	-	-	-	-	-
11	4.156	-	-	56/0.30	3.96	65/0.30	4.59	7/0.85	3.97	-	-	-	-
10	5.271	-	-	84/0.30	5.93	65/0.32	5.22	7/1.04	5.9	-	-	-	-
9	6.629	-	-	-	-	-	-	-	-	-	-	-	-
8	8.35	-	-	112/0.30	7.9	94/0.32	100/0.32	-	-	-	-	-	-
7	10.544	-	-	322/0.20	10.1	77/0.40	9.7	7/1.35	10	-	-	-	-
6	13.292	-	-	192/0.30	13.6	189/0.30	13.36	171/0.32	13.7	-	-	-	-
5	16.755	-	-	511/0.20	16	126/0.40	15.8	7/1.70	15.9	-	-	-	-
4	21.137	-	-	287/0.30	20.3	247/0.32	19.8	-	-	-	-	-	-
3	26.653	-	-	792/0.20	24.9	364/0.3	25.7	209/0.4	26.3	-	-	-	-
2	33.606	-	-	1121/0.21	35.2	455/0.30	32.1	-	-	-	-	-	-
1	42.384	-	-	492/0.32	39.5	560/0.30	39.55	-	-	-	-	-	-
0	53.454	-	-	1596/0.20	50.2	700/0.30	49.15	612/0.32	49.2	-	-	-	-
00	67.399	-	-	2212/0.20	69.5	910/0.30	64.3	988/0.30	-	-	-	-	-
000	84.905	-	-	1204/0.30	85.1	1332/0.30	94.1	-	-	-	-	-	-

Please Note

Please consult with your Electrician / Engineer to ensure this cable is suitable for the intended application and installation.

Elcon Cables takes every precaution to ensure the information in this publication is correct but accepts no liability of any kind and reserves the any detail in this catalogue without notification.

NSW (02) 9602 4888
salesnsw@elconcables.com.au

WA (08) 9358 1809
saleswa@elconcables.com.au

QLD (07) 3805 6455
salesqld@elconcables.com.au

SA/NT (08) 8326 4833
salessa@elconcables.com.au

VIC/TAS (03) 9558 1044
salesvic@elconcables.com.au

ELCON CABLES

Elcon Cables is one of Australia's largest privately owned cable distribution companies. We are proud to have been in business for over 25 years – providing exceptional service at competitive prices with both quality Australian-made cables and the best from overseas.

Elcon Cables manufactures custom-made cable assemblies for some of Australia's leading companies.

Elcon Cables is located in all States around Australia and carries substantial inventory to cater to the local market. In each branch, we offer cutting services to ensure we can offer the best service levels possible.



HEAD OFFICE – NSW SALES

5 Cunningham Street
Moorebank NSW 2170
P: (02) 9602 4888

Sales: salesnsw@elconcables.com.au

Accounts Receivable: admin@elconcables.com.au

Accounts Payable: jenny@elconcables.com.au

QLD

49–51 Parramatta Road
Underwood QLD 4119
P: (07) 3805 6455
E: salesqld@elconcables.com.au

SA/NT

Unit 1 & 2/ 35 Aldenhoven Road
Lonsdale SA 5160
P: (08) 8326 4833
E: saessa@elconcables.com.au

VIC/TAS

14 Furlong Street
Cranbourne West VIC 3977
P: (03) 9558 1044
E: salesvic@elconcables.com.au

WA

25 Colin Jamieson Drive
Welshpool WA 6106
P: (08) 9358 1809
E: saleswa@elconcables.com.au



www.elconcables.com.au | 1300 248 888